

**Kenora OPP Detachment Board
Regular Meeting Agenda**

**Tuesday, April 15, 2025
2:00 p.m.**

Kenora OPP Detachment Office

- 1. Roll Call**
 - Board Chair K. Van Belleghem to call the meeting to order
- 2. Land Acknowledgement**
 - Member S. Norlen
- 3. Declarations of Pecuniary Interest**
 - All Members to declare any pecuniary interest from a meeting in which they were not present, or on today's meeting agenda.
- 4. Presentations/Delegations**
 - Human Trafficking Data - OPP Presentation
- 5. Minutes of the Previous Meeting(s)**
 - March 18, 2025 Regular Kenora OPP Detachment Board Meeting
- 6. Business Arising from Minutes (Outstanding Items)**
 - a) Next Module of Board Training
 - b) OAPSB Resolution Consideration
- 7. Statistical Reporting**
 - January - March 2025 Kenora OPP Statistical Information
- 8. Policies**
 - Discuss Outstanding Policies
- 9. Strategic Plan**
 - Sub Committee Update
- 10. New Business**
 - Youth Engagement Action Plan
- 11. 2026 Budget**
 - Board to discuss a draft 2026 Board budget
- 12. Next Meeting Date**
 - May 20, 2025 @ 2:00 p.m. – Kenora OPP Detachment Office
- 13. Adjourn to Closed Session**

That in accordance with the Community Safety and Policing Act, 2019, as amended, Section 44(2) authorization is now given for the Board to move into closed session to discuss items pertaining to the following:

- Detachment Commander Performance Appraisal

14. Reconvene to Open Session & Adjourn

Kenora OPP Detachment Board Meeting
Minutes
March 18, 2025
2:30 p.m.
City Hall Council Chambers

Present: Councillor K. Van Belleghem, Chair
Councillor B. Manson
Joel McGrath
Councillor L. Koch
Sheri Norlen

Administration:

Heather Pihulak, Support to the Board

Jim Neild, Detachment Commander

1. Land Acknowledgement

Councillor Koch read the Board's Land Acknowledgement.

2. Declarations of Pecuniary Interest

There were none declared.

3. 2025 Board Elections

Board Administration Heather Pihulak conducted the 2025 election for the Chair and Vice Chair positions. Heather opened the floor to nominations:

Chair

- J. McGrath, seconded by L. Koch, nominated K. Van Belleghem as Chair.
- Member Van Belleghem agreed to let her name stand as Chair.
- Three calls for further nominations were held, and there were no further nominations.
- K. Van Belleghem was declared Chair by acclamation

Vice Chair

- K. Van Belleghem, seconded by J. McGrath, nominated L. Koch as Vice-Chair.
- Member Koch agreed to let her name stand as Vice-Chair.
- Three calls for further nominations were held, and there were no further nominations.
- L. Koch was declared Vice-Chair by acclamation

4. Approval of the Agenda

Moved by J. McGrath, Seconded by B. Manson & Carried: -

That the agenda for the March 18, 2025 Board agenda be approved as presented.

5. Presentations/Delegations

The Board discussed various presentations and delegations for Board presentations. If members have a suggestion, please send an email in advance of the next meeting with suggestions to the Board Chair copying Heather for support.

6. Minutes of the Previous Meeting(s)

March 18, 2025 Kenora OPP Detachment Board Meeting Minutes

Moved by B. Manson, Seconded by S. Norlen & Carried-
That the minutes of the last regular Kenora OPP Detachment Board meeting held December 17, 2024 be hereby approved and filed.

7. Business Arising from Minutes (Outstanding Items)

Member McGrath in the last meeting presented information on the Zone 1 meeting held in Thunder Bay. D/C Neild indicated that human resources and staff morale and overall staffing can be reported to the Board. It is a broad approach and there is always the perceived versus actual factor at play. There are certain targets that the Detachment intends to meet and there are goals that the Detachment Commander has set for his own benchmark with short and long range targets.

There was discussion about morale and how factors such as health and wellness, burnout and other staff matters are managed. If certain number of hours in a month are flagged, there are things that are triggered to review and address with staff.

It was questioned if the Board could tour the OPP Detachment. It was suggested that we meet at the OPP station instead of City Hall. Heather and the Board Chair will take a look at that option.

8. Communication Received by the Board

- None

9. Policies

9.1 Board Expense Policy #KODB 2-1

Moved by B. Manson, J. McGrath & Carried: -

That Policy #KODB 2-1 be hereby adopted as presented.

10. Compliance

Legislative Duties of the Board

In lieu of a new Community Safety & Policing Act, there are new responsibilities of a Board that we need to start enacting into our framework that we need to implement.

Chair Van Belleghem read the role of the Board and expressed that we want to understand the responsibilities of the Board and if we should be creating a sub-committee to look at these specifically. The OPP are looking at templates so that things are consistent. It was questioned if they still require some version of this from us.

Tracking to the strategic plan and where things are at with the plan is something we should be starting with. Feel that we should have some reporting going to Council. Sheri Norlen and Councillor Manson are willing to work with D/C Neild on a sub-committee and Joel will be an alternate. D/C Neild will send an email to the sub-committee for a meeting time.

It was questioned if the second round of training has been made available to date, and nothing has been received from anyone. Chair Van Belleghem will reach out to inquire if there is a date this will be released.

11. Social Issues Interfacing with Police Services

Human Trafficking Report Request

The Board asked if when providing executive summary if the D/C could include the human trafficking reported separately. It would be a great idea for a first topic and have a presenter come and talk about the data and the difficulties tracking this type of data.

D/C Neild will ask the OPP officer who is in charge in the human trafficking area to attend the Board meeting.

12. New Business

a) Provincial Appointee

S. Dias will be appointed at the next meeting.

b) 2025 OAPSB Spring Conference Attendance

There is enough budget in the Board budget for four members to attend. Councillor Koch will be already be in Ottawa for the FCM Conference so will attend on behalf of the Board. Heather will also be in southern Ontario for another conference so will attend for the Administrative portions.

2025 OAPSB Proposed Resolutions

They are requesting resolutions to be received by May 1, 2025. If anyone wants something presented as a resolution, please come prepared to the next meeting.

2025 OAPSB Spring Conference Sponsorship Request

The Board did not support a sponsorship.

2025 OAPSB Membership Dues

The total OAPSB membership for 2025 is \$1,898.87 which is much higher than previous years.

13. Statistical Reporting

Detachment Commander Neild noted that this report is for 2024 at a high-level view. There is a focused youth report for analytical data that is very important.

There has been a big improvement in theft, and this is a result of the downtown presence of officers and the statistical reporting in this area provides evidence that the presence is improving these thefts. Fraud is on the increase, and we need to ensure that people are reporting these matters of fraud. These are increasing significantly especially with the seniors. The Canadian Government holds an interactive class to demonstrate how easy fraud can be avoided.

D/C provided a focused analytical report. Tracking a trend for youth in Kenora (0-24 years of age). The data demonstrates that transitioning youth are on a dramatic increase with youth and interactions with police. Out of 18,500 calls in 2024, youth alone is 4,100 calls which equals 38% of the calls for service pertaining to youth. This is a steady trend and is out of proportion to the rest of the province. Just shy of 1,400 different youth were involved with police and this is a systematic growth. The biggest increase is in female youth which

is very concerning. The youth involvement by age speaks volumes with a dramatic spike at age 14 and 15. We need to look at how we are going to deal with this. 30% of calls are for youth alone and to address this there are a number of organizations working collaboratively together right now who are working to engage with youth. We have a dedicated officer to youth engagement which is his full time role.

The youth hub is under utilized and that would be a good group to come and present. There are several agencies in the community who have been given pockets of funding for youth engagement and it's currently not collaborative.

Food insecurity is a very real issue amongst youth and they have been providing food to these youth as well which has been significant to reaching the kids. Traditionally clinical work is done in a clinical setting and engagement with youth needs to be approached differently. We are meeting them in a mutual spot and reaching them in places where they are comfortable.

The Board needs to talk about next steps and start creating action plans to address this in our community.

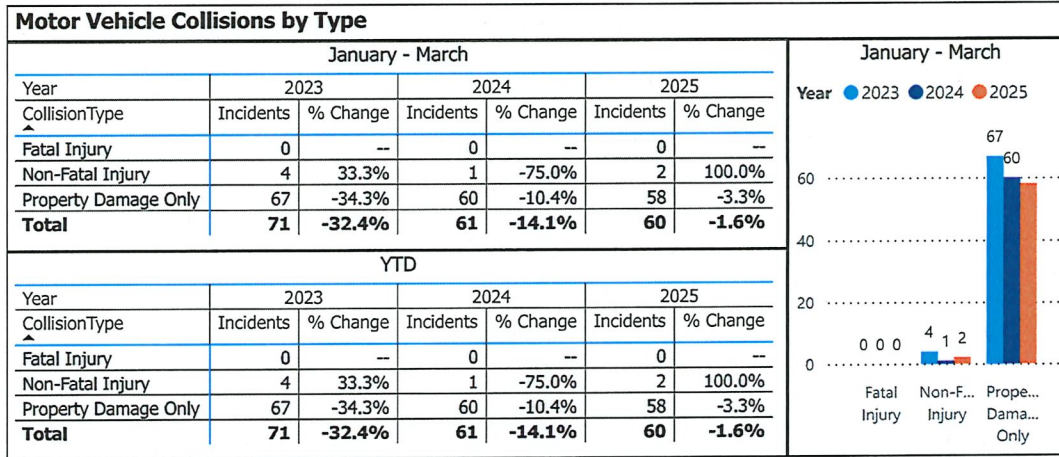
14. Next Meeting Date

April 15th @ 2:00 p.m.

15. Adjournment

Meeting adjourned at 4:18 p.m.

**OPP Detachment Board Report
Collision Reporting System
January - March 2025**



Data source (Collision Reporting System) date:
01-Apr-2025

Detachment: 2F - KENORA
Location code(s): 2F00 - KENORA

Area(s): 2008 - Kenora
Data source date:
01-Apr-2025

Report Generated on:
07-Apr-2025 7:57:51 AM

**OPP Detachment Board Report
Collision Reporting System
January - March 2025**

Fatalities in Detachment Area - Incidents

January - March									
Type	Motor Vehicle			Motorized Snow Vehicle			Off-Road Vehicle		
Year	Alcohol/Drugs	Incidents	% Change	Alcohol/Drugs	Incidents	% Change	Alcohol/Drugs	Incidents	% Change
2023	0	0	--	0	0	--	0	0	--
2024	0	0	--	0	0	--	0	0	--
2025	0	0	--	0	0	--	0	0	--

YTD									
Type	Motor Vehicle			Motorized Snow Vehicle			Off-Road Vehicle		
Year	Alcohol/Drugs	Incidents	% Change	Alcohol/Drugs	Incidents	% Change	Alcohol/Drugs	Incidents	% Change
2023	0	0	--	0	0	--	0	0	--
2024	0	0	--	0	0	--	0	0	--
2025	0	0	--	0	0	--	0	0	--


Fatalities in Detachment Area - Persons Killed

January - March						
Type	Motor Vehicle		Motorized Snow Vehicle		Off-Road Vehicle	
Year	Persons Killed	% Change	Persons Killed	% Change	Persons Killed	% Change
2023	0	--	0	--	0	--
2024	0	--	0	--	0	--
2025	0	--	0	--	0	--

YTD						
Type	Motor Vehicle		Motorized Snow Vehicle		Off-Road Vehicle	
Year	Persons Killed	% Change	Persons Killed	% Change	Persons Killed	% Change
2023	0	--	0	--	0	--
2024	0	--	0	--	0	--
2025	0	--	0	--	0	--

Primary Causal Factors in Fatal Motor Vehicle Collisions

January - March				YTD			
	2023	2024	2025		2023	2024	2025
Speeding	0	0	0	Speeding	0	0	0
Speeding % Change	--	--	--	Speeding % Change	--	--	--
Distracted	0	0	0	Distracted	0	0	0
Distracted % Change	--	--	--	Distracted % Change	--	--	--
Alcohol/Drugs	0	0	0	Alcohol/Drugs	0	0	0
Alcohol/Drugs % Change	--	--	--	Alcohol/Drugs % Change	--	--	--
Wildlife	0	0	0	Wildlife	0	0	0
Wildlife % Change	--	--	--	Wildlife % Change	--	--	--
NoSeatbelt	0	0	0	NoSeatbeltYTD	0	0	0
NoSeatbelt YoY%	--	--	--	NoSeatbeltYTD YoY%	--	--	--



Data source (Collision Reporting System) date:

01-Apr-2025

Detachment: 2F - KENORA

Location code(s): 2F00 - KENORA

Area(s): 2008 - Kenora

Data source date:

01-Apr-2025

Report Generated on:

07-Apr-2025 7:57:51 AM

**OPP Detachment Board Report
Records Management System
January - March 2025**

Criminal Code and Provincial Statute Charges Laid

January - March

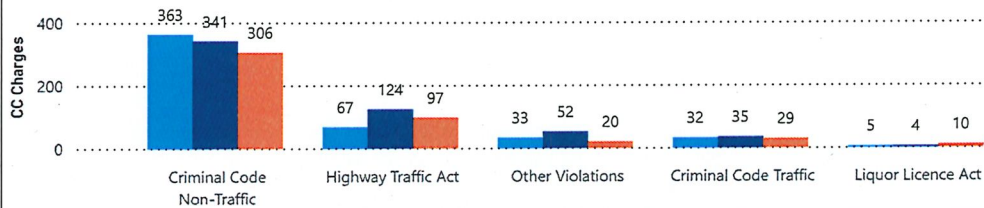
Year	2023		2024		2025	
ChargeCategory1	Offence Count	% Change	Offence Count	% Change	Offence Count	% Change
Criminal Code Non-Traffic	363	16.0%	341	-6.1%	306	-10.3%
Criminal Code Traffic	32	60.0%	35	9.4%	29	-17.1%
Highway Traffic Act	67	48.9%	124	85.1%	97	-21.8%
Liquor Licence Act	5	25.0%	4	-20.0%	10	150.0%
Other Violations	33	-10.8%	52	57.6%	20	-61.5%
Total	500	19.3%	556	11.2%	462	-16.9%

YTD

Year	2023		2024		2025	
ChargeCategory1	Offence Count	% Change	Offence Count	% Change	Offence Count	% Change
Criminal Code Non-Traffic	363	16.0%	341	-6.1%	306	-10.3%
Criminal Code Traffic	32	60.0%	35	9.4%	29	-17.1%
Highway Traffic Act	67	48.9%	124	85.1%	97	-21.8%
Liquor Licence Act	5	25.0%	4	-20.0%	10	150.0%
Other Violations	33	-10.8%	52	57.6%	20	-61.5%
Total	500	19.3%	556	11.2%	462	-16.9%

January - March

Year ● 2023 ● 2024 ● 2025



Traffic Related Charges

January - March

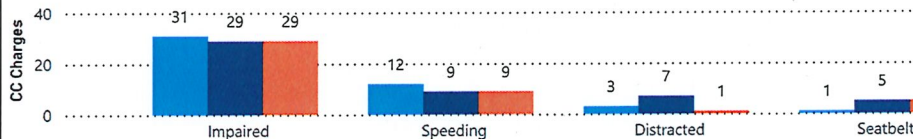
Year	2023		2024		2025	
ChargeCategory2	Offence Count	% Change	Offence Count	% Change	Offence Count	% Change
Speeding	12	1100.0%	9	-25.0%	9	0.0%
Seatbelt	1	0.0%	5	400.0%	5	0.0%
Impaired	31	82.4%	29	-6.5%	29	0.0%
Distracted	3	--	7	133.3%	1	-85.7%

YTD

Year	2023		2024		2025	
ChargeCategory2	Offence Count	% Change	Offence Count	% Change	Offence Count	% Change
Speeding	12	1100.0%	9	-25.0%	9	0.0%
Seatbelt	1	0.0%	5	400.0%	5	0.0%
Impaired	31	82.4%	29	-6.5%	29	0.0%
Distracted	3	--	7	133.3%	1	-85.7%

January - March

Year ● 2023 ● 2024 ● 2025



Detachment: 2F - KENORA

Location code(s): 2F00 - KENORA

Area(s): 2008 - Kenora

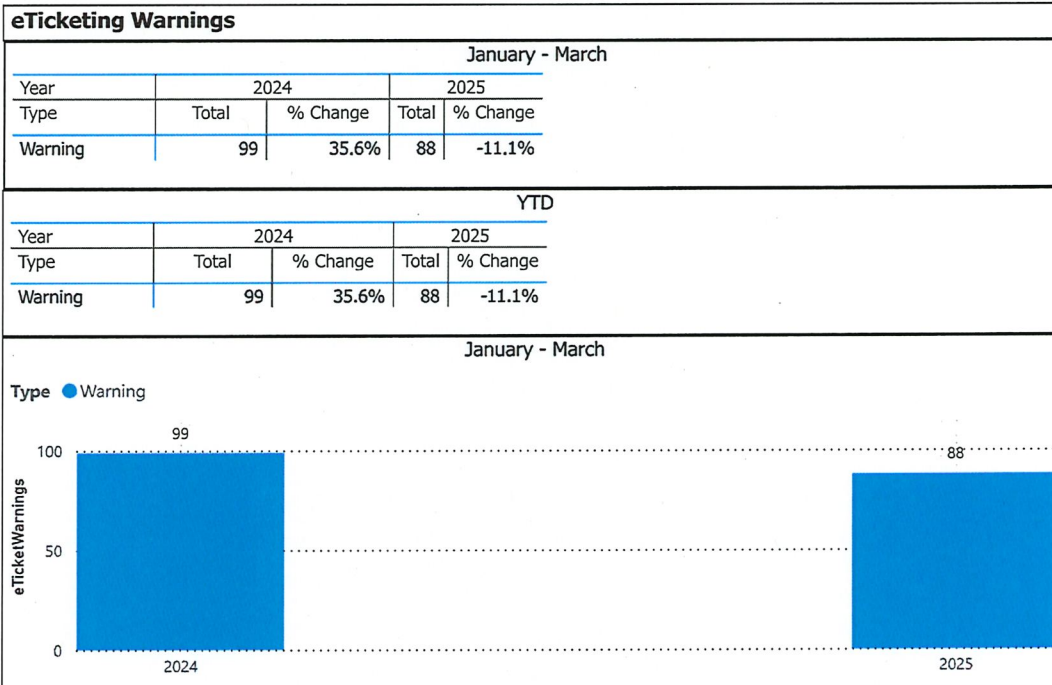
Data source date:

1-Apr-25

Report Generated on:

07-Apr-2025 7:57:51 AM

**OPP Detachment Board Report
Records Management System
January - March 2025**



Note: The eTicketing system was not fully implemented until the end of 2022, therefore data is only available beginning in 2023. % Change in 2023 may appear higher in this report due to the incomplete 2022 data.

Detachment: 2F - KENORA
Location code(s): 2F00 - KENORA

Area(s): 2008 - Kenora
Data source date:
1-Apr-25

Report Generated on:
07-Apr-2025 7:58:16 AM

**OPP Detachment Board Report
Records Management System
January - March 2025**

Violent Crime

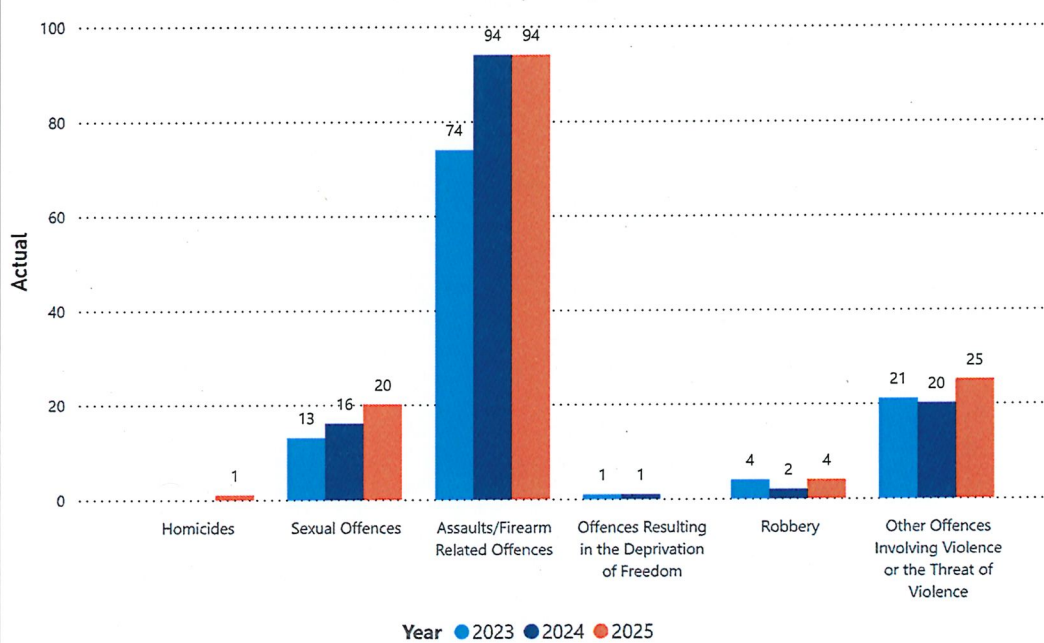
January-March

Year	2023		2024		2025	
ViolationGrp	Actual	% Change	Actual	% Change	Actual	% Change
Homicides	0	--	0	--	1	--
Other Offences Causing Death	0	--	0	--	0	--
Attempted Murder	0	--	0	--	0	--
Sexual Offences	13	-23.5%	16	23.1%	20	25.0%
Assaults/Firearm Related Offences	74	23.3%	94	27.0%	94	0.0%
Offences Resulting in the Deprivation of Freedom	1	0.0%	1	0.0%	0	-100.0%
Robbery	4	300.0%	2	-50.0%	4	100.0%
Other Offences Involving Violence or the Threat of Violence	21	-16.0%	20	-4.8%	25	25.0%
Offences in Relation to Sexual Services	0	-100.0%	0	--	0	--
Total	113	7.6%	133	17.7%	144	8.3%

YTD

Year	2023		2024		2025	
ViolationGrp	Actual	% Change	Actual	% Change	Actual	% Change
Homicides	0	--	0	--	1	--
Other Offences Causing Death	0	--	0	--	0	--
Attempted Murder	0	--	0	--	0	--
Sexual Offences	13	-23.5%	16	23.1%	20	25.0%
Assaults/Firearm Related Offences	74	23.3%	94	27.0%	94	0.0%
Offences Resulting in the Deprivation of Freedom	1	0.0%	1	0.0%	0	-100.0%
Robbery	4	300.0%	2	-50.0%	4	100.0%
Other Offences Involving Violence or the Threat of Violence	21	-16.0%	20	-4.8%	25	25.0%
Offences in Relation to Sexual Services	0	-100.0%	0	--	0	--
Total	113	7.6%	133	17.7%	144	8.3%

January - March



Detachment: 2F - KENORA

Location code(s): 2F00 - KENORA

Area(s): 2008 - Kenora

Data source date:

01-Apr-2025

Report Generated on:

07-Apr-2025 7:57:51 AM

**OPP Detachment Board Report
Records Management System
January - March 2025**

Property Crime

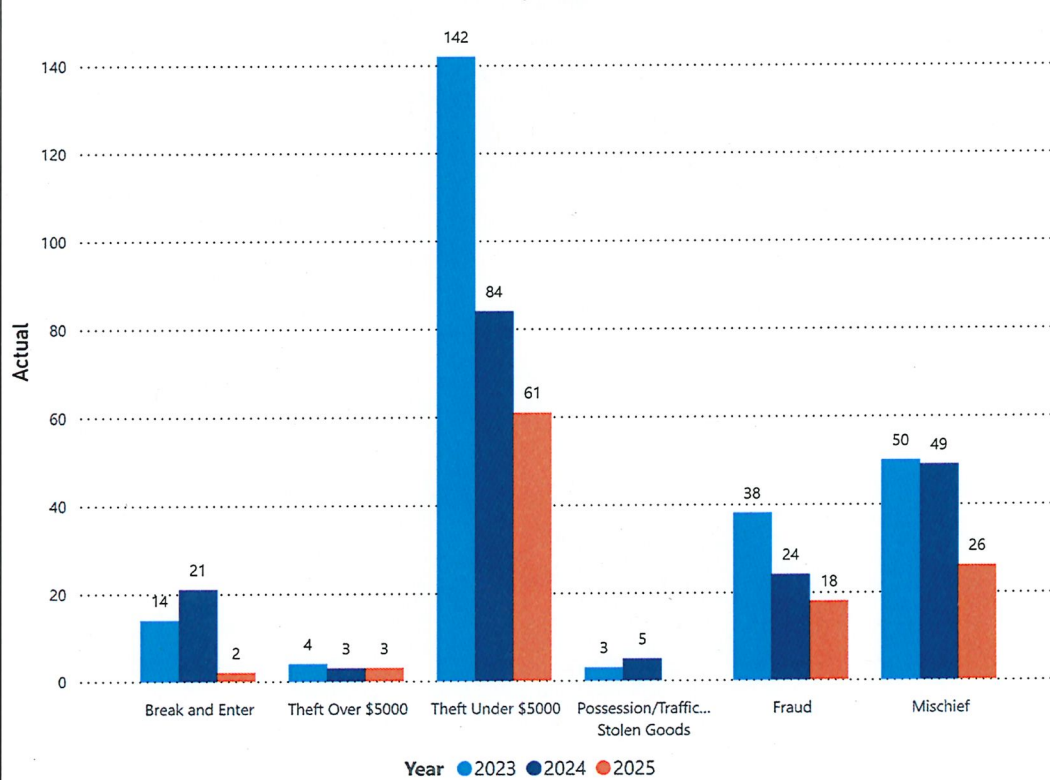
January - March

Year	2023		2024		2025	
ViolationGrp	Actual	% Change	Actual	% Change	Actual	% Change
Arson	0	--	0	--	0	--
Break and Enter	14	-39.1%	21	50.0%	2	-90.5%
Theft Over \$5000	4	-63.6%	3	-25.0%	3	0.0%
Theft Under \$5000	142	8.4%	84	-40.8%	61	-27.4%
Possession/Trafficking Stolen Goods	3	--	5	66.7%	0	-100.0%
Fraud	38	65.2%	24	-36.8%	18	-25.0%
Mischief	50	-9.1%	49	-2.0%	26	-46.9%
Total	251	3.3%	186	-25.9%	110	-40.9%

YTD

Year	2023		2024		2025	
ViolationGrp	Actual	% Change	Actual	% Change	Actual	% Change
Arson	0	--	0	--	0	--
Break and Enter	14	-39.1%	21	50.0%	2	-90.5%
Theft Over \$5000	4	-63.6%	3	-25.0%	3	0.0%
Theft Under \$5000	142	8.4%	84	-40.8%	61	-27.4%
Possession/Trafficking Stolen Goods	3	--	5	66.7%	0	-100.0%
Fraud	38	65.2%	24	-36.8%	18	-25.0%
Mischief	50	-9.1%	49	-2.0%	26	-46.9%
Total	251	3.3%	186	-25.9%	110	-40.9%

January - March



Detachment: 2F - KENORA

Location code(s): 2F00 - KENORA

Area(s): 2008 - Kenora

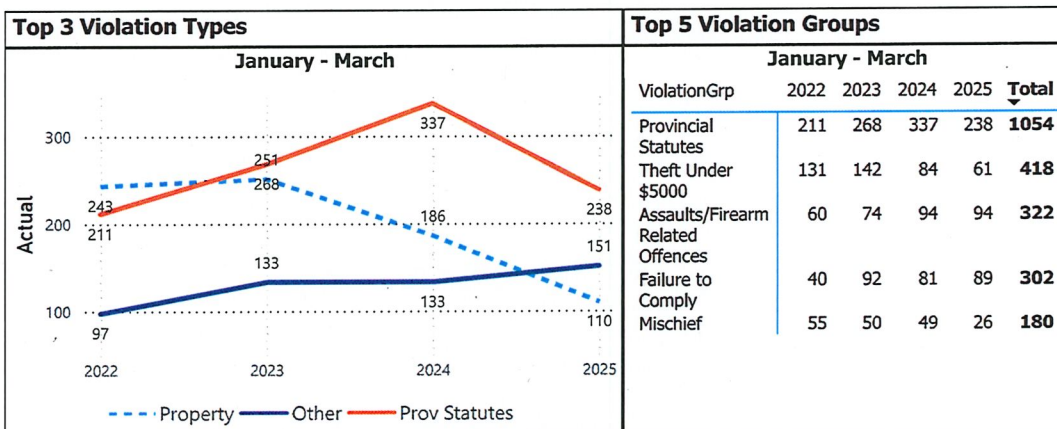
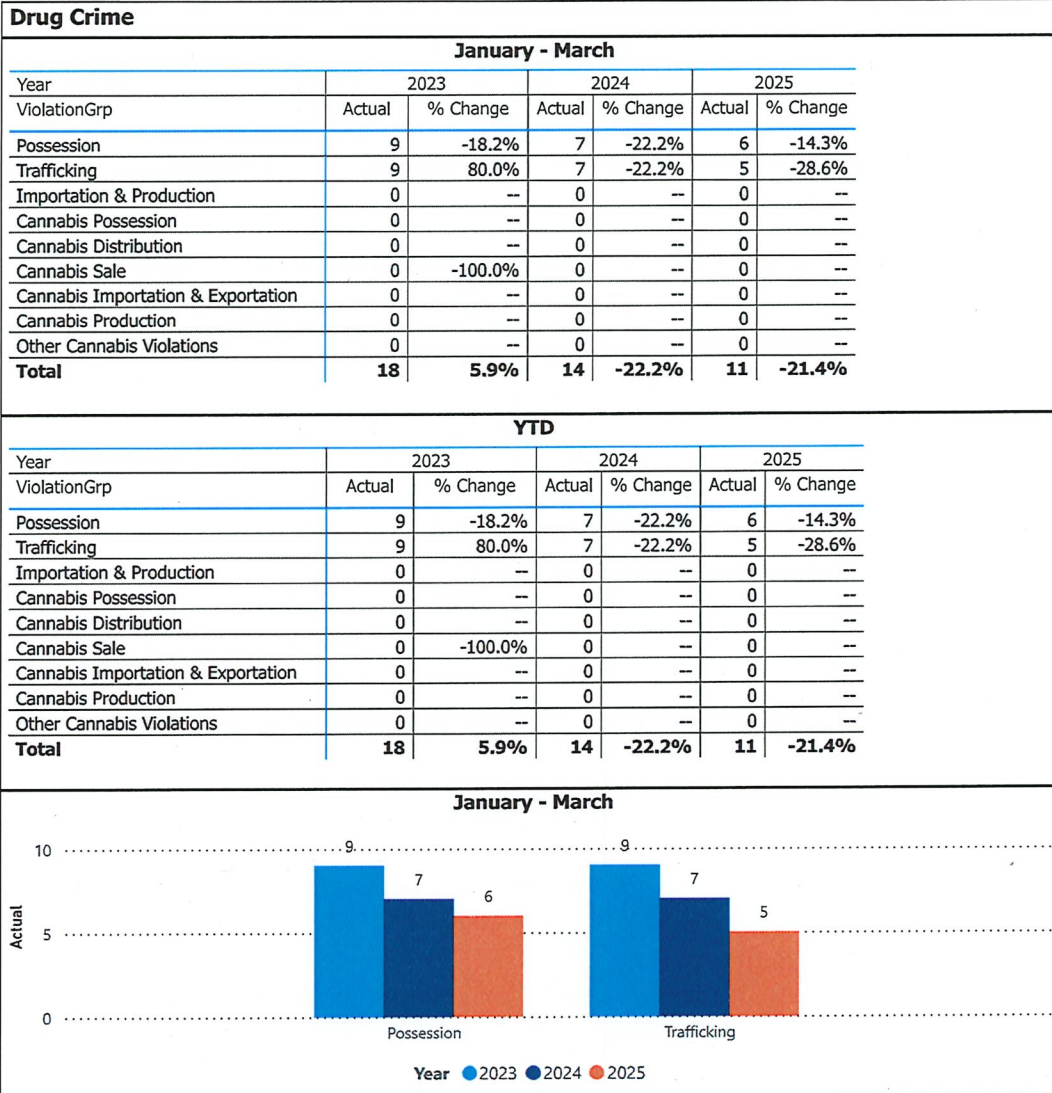
Data source date:

01-Apr-2025

Report Generated on:

07-Apr-2025 7:57:51 AM

**OPP Detachment Board Report
Records Management System
January - March 2025**



Detachment: 2F - KENORA
Location code(s): 2F00 - KENORA

Area(s): 2008 - Kenora
Data source date:
01-Apr-2025

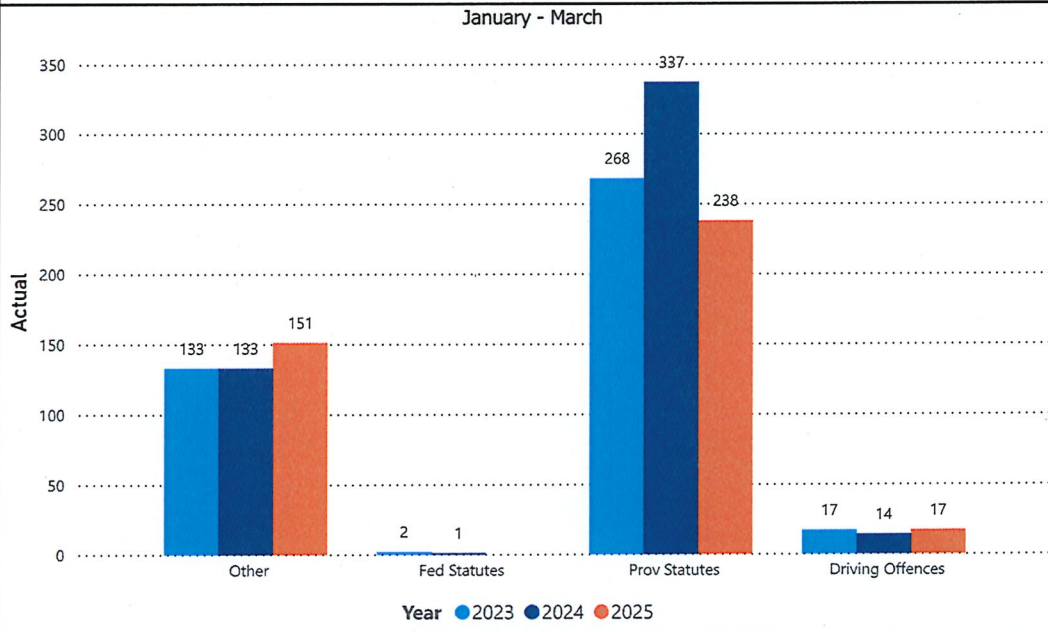
Report Generated on:
07-Apr-2025 7:57:51 AM

**OPP Detachment Board Report
Records Management System
January - March 2025**

Other Crime Occurrences

January - March						
Year	2023		2024		2025	
Violation_rollup	Actual	% Change	Actual	% Change	Actual	% Change
Other	133	37.1%	133	0.0%	151	13.5%
Fed Statutes	2	100.0%	1	-50.0%	0	-100.0%
Prov Statutes	268	27.0%	337	25.7%	238	-29.4%
Driving Offences	17	54.5%	14	-17.6%	17	21.4%
Total	420	31.3%	485	15.5%	406	-16.3%

YTD						
Year	2023		2024		2025	
Violation_rollup	Actual	% Change	Actual	% Change	Actual	% Change
Other	133	37.1%	133	0.0%	151	13.5%
Fed Statutes	2	100.0%	1	-50.0%	0	-100.0%
Prov Statutes	268	27.0%	337	25.7%	238	-29.4%
Driving Offences	17	54.5%	14	-17.6%	17	21.4%
Total	420	31.3%	485	15.5%	406	-16.3%



Detachment: 2F - KENORA

Location code(s): 2F00 - KENORA

Area(s): 2008 - Kenora

Data source date:

01-Apr-2025

Report Generated on:

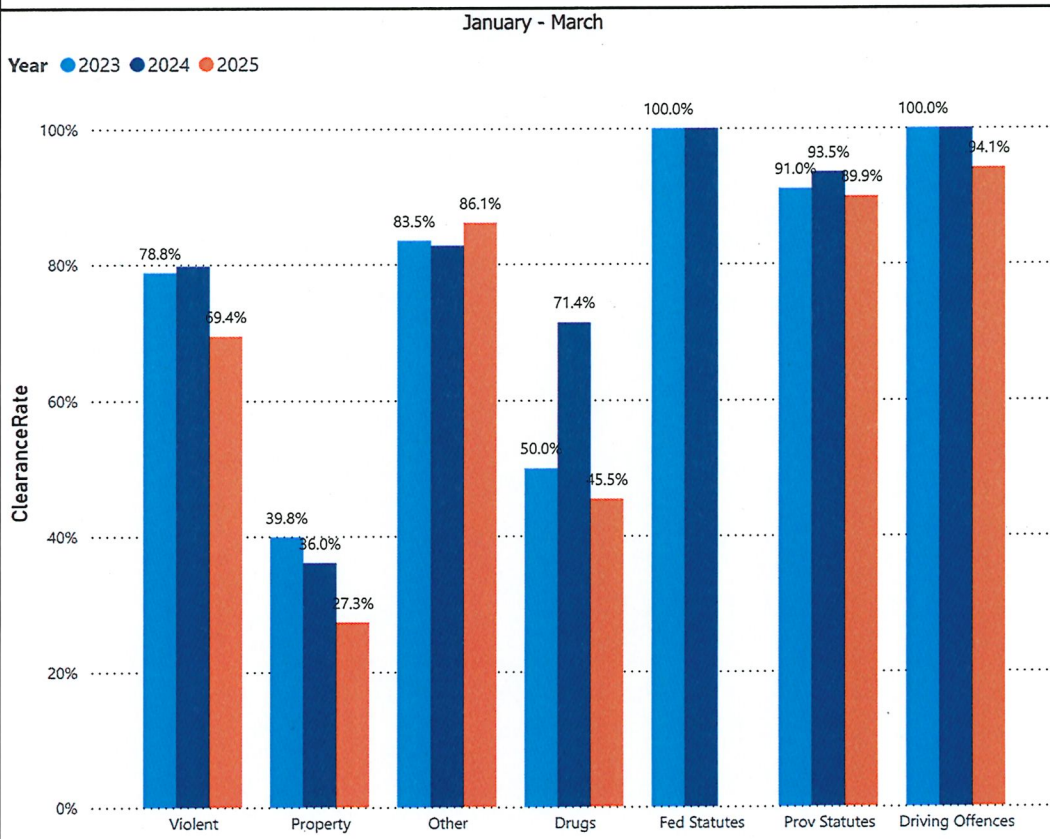
07-Apr-2025 7:57:51 AM

**OPP Detachment Board Report
Records Management System
January - March 2025**

Clearance Rate

January - March						
Year	2023		2024		2025	
	%	% Change	%	% Change	%	% Change
Violent	78.8%	6.0%	79.7%	1.2%	69.4%	-12.9%
Property	39.8%	12.6%	36.0%	-9.6%	27.3%	-24.3%
Other	83.5%	20.8%	82.7%	-0.9%	86.1%	4.1%
Drugs	50.0%	-39.3%	71.4%	42.9%	45.5%	-36.4%
Fed Statutes	100.0%	--	100.0%	0.0%		-100.0%
Prov Statutes	91.0%	2.7%	93.5%	2.7%	89.9%	-3.8%
Driving Offences	100.0%	0.0%	100.0%	0.0%	94.1%	-5.9%

YTD						
Year	2023		2024		2025	
	%	% Change	%	% Change	%	% Change
Violation_rollup						
Violent	78.8%	6.0%	79.7%	1.2%	69.4%	-12.9%
Property	39.8%	12.6%	36.0%	-9.6%	27.3%	-24.3%
Other	83.5%	20.8%	82.7%	-0.9%	86.1%	4.1%
Drugs	50.0%	-39.3%	71.4%	42.9%	45.5%	-36.4%
Fed Statutes	100.0%	--	100.0%	0.0%		-100.0%
Prov Statutes	91.0%	2.7%	93.5%	2.7%	89.9%	-3.8%
Driving Offences	100.0%	0.0%	100.0%	0.0%	94.1%	-5.9%



Detachment: 2F - KENORA

Location code(s): 2F00 - KENORA

Area(s): 2008 - Kenora

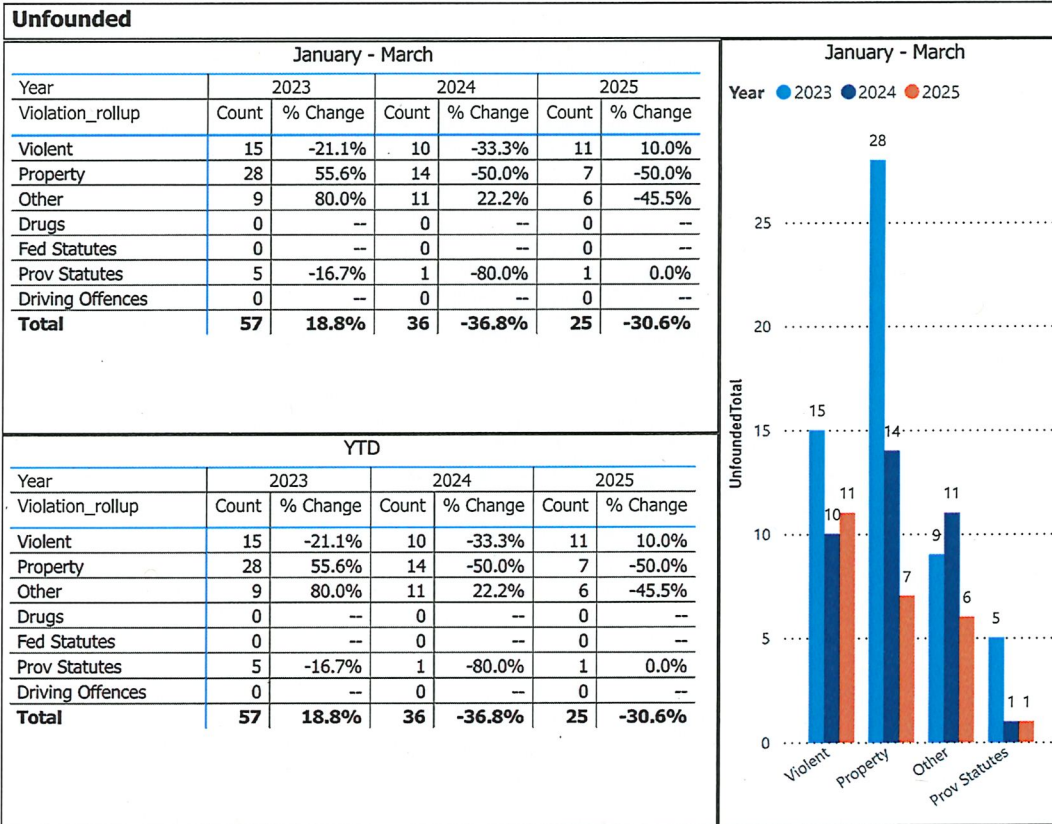
Data source date:

01-Apr-2025

Report Generated on:

07-Apr-2025 7:57:51 AM

**OPP Detachment Board Report
Records Management System
January - March 2025**



Detachment: 2F - KENORA

Location code(s): 2F00 - KENORA

Area(s): 2008 - Kenora

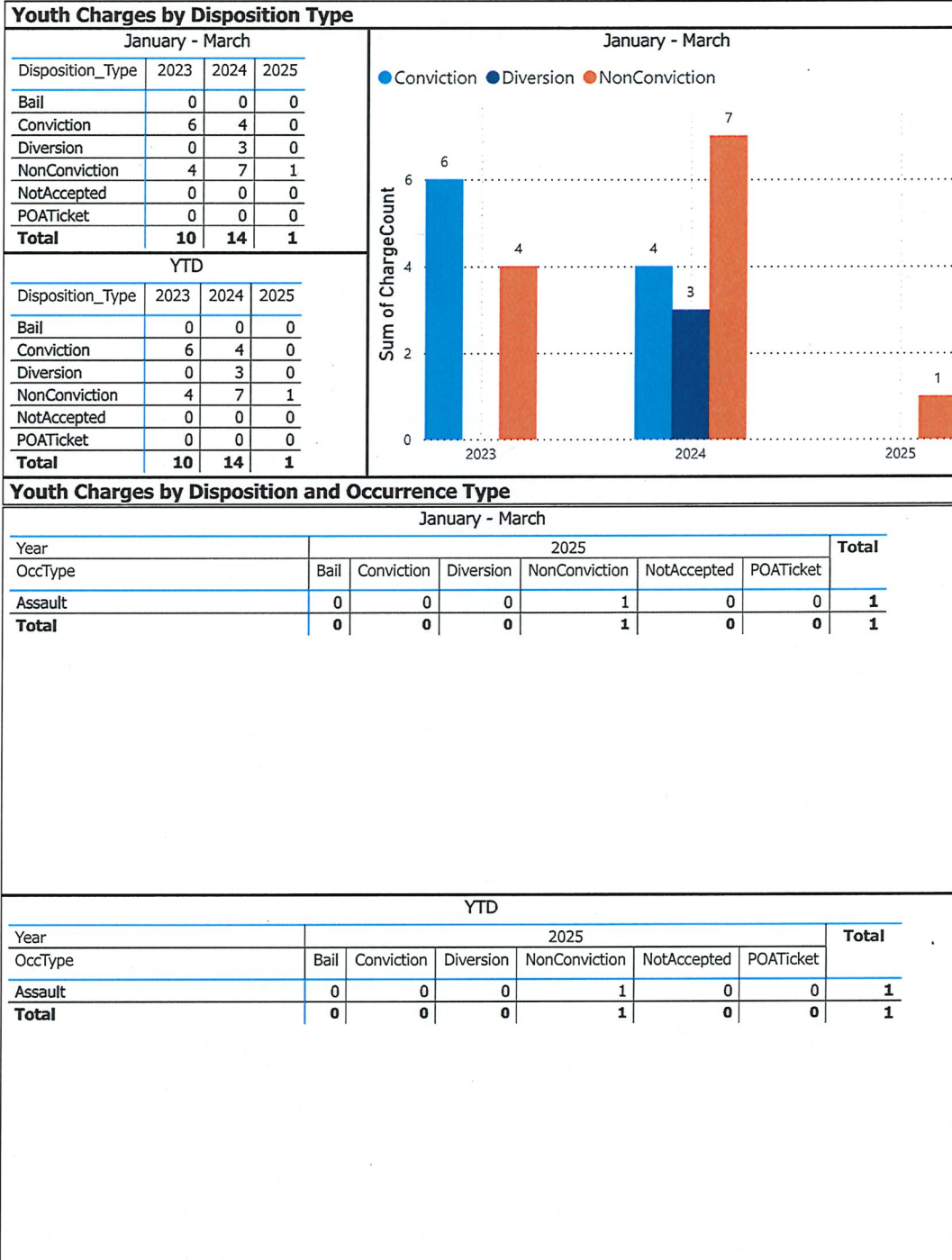
Data source date:

01-Apr-2025

Report Generated on:

07-Apr-2025 7:57:51 AM

**OPP Detachment Board Report
Records Management System
January - March 2025**



The tables and chart on this page present summarized youth charges by disposition and occurrence type that have been recorded in the OPP Niche RMS application. Of note... the Niche data sourced for this report page only lists youth charges that have had a disposition type entered against them. Therefore, please be aware that the counts of youth charges entries on this report page are under stating the potential sum of youth charges that are in OPP Niche RMS.

Detachment: 2F - KENORA

Location code(s): 2F00 - KENORA

Area(s): 2008 - Kenora

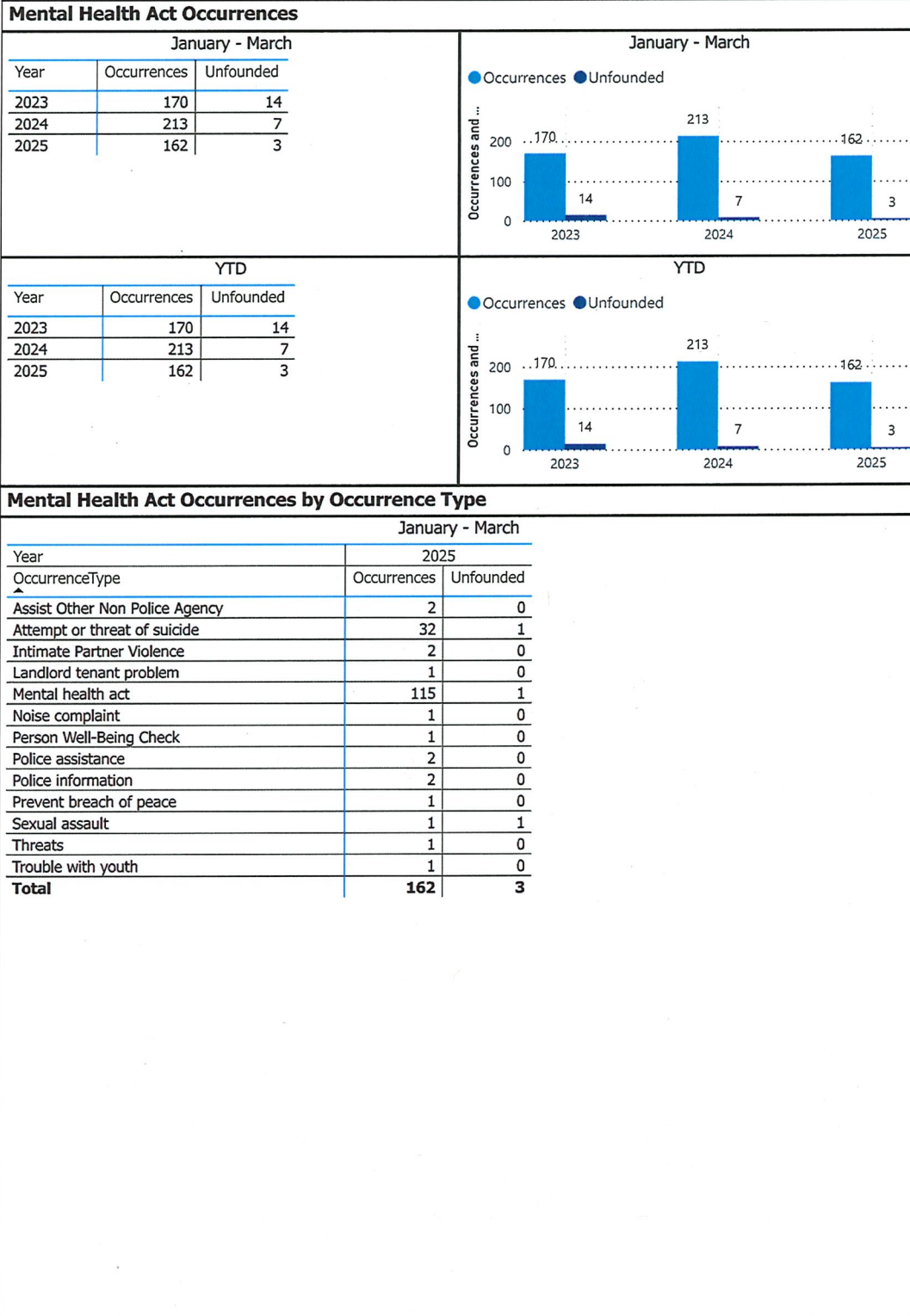
Data source date:

01-Apr-2025

Report Generated on:

07-Apr-2025 9:22:41 AM

**OPP Detachment Board Report
Records Management System
January - March 2025**



Detachment: 2F - KENORA

Location code(s): 2F00 - KENORA

Area(s): 2008 - Kenora

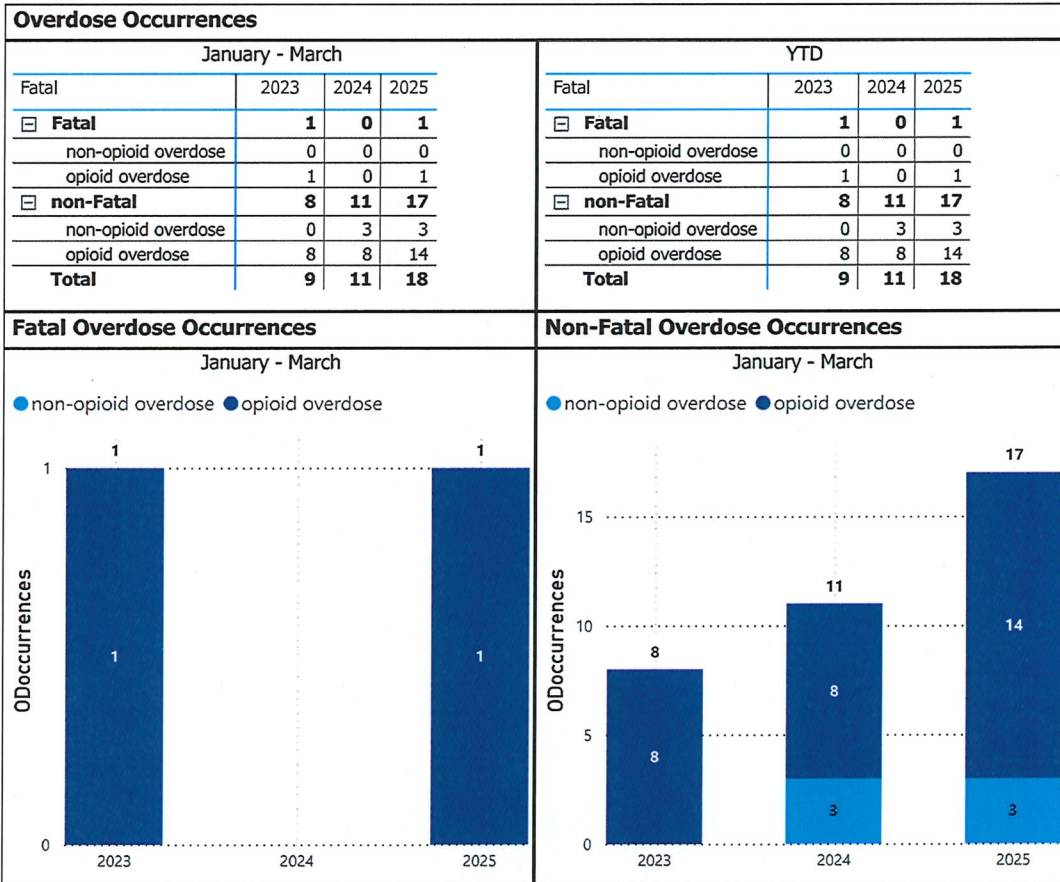
Data source date:

01-Apr-2025

Report Generated on:

07-Apr-2025 7:57:51 AM

**OPP Detachment Board Report
Records Management System
January - March 2025**

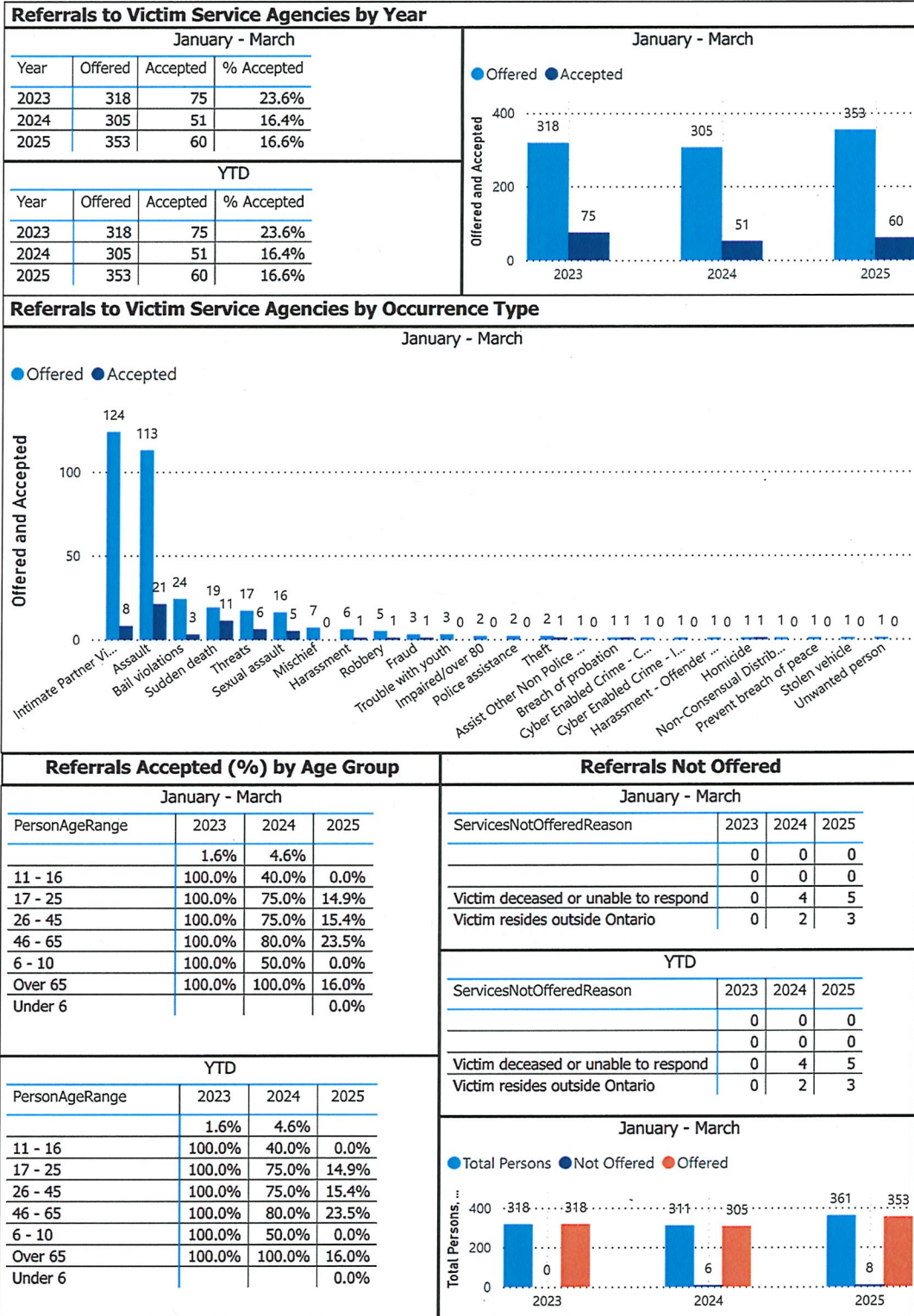


Detachment: 2F - KENORA
Location code(s): 2F00 - KENORA

Area(s): 2008 - Kenora
Data source date:
01-Apr-2025

Report Generated on:
07-Apr-2025 7:57:51 AM

**OPP Detachment Board Report
Records Management System
January - March 2025**



Detachment: 2F - KENORA

Location code(s): 2F00 - KENORA

Area(s): 2008 - Kenora

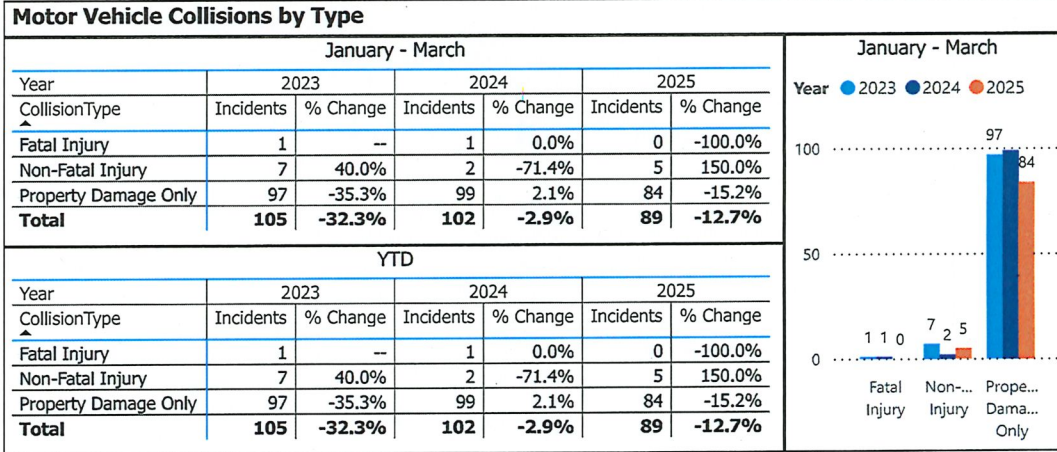
Data source date:

01-Apr-2025

Report Generated on:

07-Apr-2025 7:57:51 AM

**OPP Detachment Board Report
Collision Reporting System
January - March 2025**



Data source (Collision Reporting System) date:

01-Apr-2025

Detachment: 2F - KENORA

Location code(s): 2F00 - KENORA

Area(s): 2 - Marine, 2008 - Kenora, 2117 - Rudd Twp (Unorg), 2119 - Unsurveyed W-Keewatin (Unorg), 2120 - Unsurveyed N Twps (Unorg), 2122 - Broderick Twp (Unorg), 2123 - Redditt Twp (Unorg), 2124 - Gidley Twp (Unorg), 2125 - Pellatt Twp (Unorg), 2126 - Pettypiece Twp (Unorg), 2127 - Haycock Twp (Unorg), 2128 - Jackman Twp (Unorg), 2129 - Macnicol Twp (Unorg), 2130 - Tustin Twp (Unorg), 2131 - Bridges Twp (Unorg), 2132 - Coyle Twp (Unorg), 2133 - Desmond Twp (Unorg), 2134 - ...

Data source date:

01-Apr-2025

Report Generated on:

07-Apr-2025 9:04:47 AM

**OPP Detachment Board Report
Collision Reporting System
January - March 2025**

Fatalities in Detachment Area - Incidents

January - March									
Type	Motor Vehicle			Motorized Snow Vehicle			Off-Road Vehicle		
Year	Alcohol/Drugs	Incidents	% Change	Alcohol/Drugs	Incidents	% Change	Alcohol/Drugs	Incidents	% Change
2023	0	1	--	0	0	--	0	0	--
2024	0	1	0.0%	0	0	--	0	0	--
2025	0	0	-100.0%	0	0	--	0	0	--

YTD									
Type	Motor Vehicle			Motorized Snow Vehicle			Off-Road Vehicle		
Year	Alcohol/Drugs	Incidents	% Change	Alcohol/Drugs	Incidents	% Change	Alcohol/Drugs	Incidents	% Change
2023	0	1	--	0	0	--	0	0	--
2024	0	1	0.0%	0	0	--	0	0	--
2025	0	0	-100.0%	0	0	--	0	0	--


Fatalities in Detachment Area - Persons Killed

January - March						
Type	Motor Vehicle		Motorized Snow Vehicle		Off-Road Vehicle	
Year	Persons Killed	% Change	Persons Killed	% Change	Persons Killed	% Change
2023	1	--	0	--	0	--
2024	1	0.0%	0	--	0	--
2025	0	-100.0%	0	--	0	--

YTD						
Type	Motor Vehicle		Motorized Snow Vehicle		Off-Road Vehicle	
Year	Persons Killed	% Change	Persons Killed	% Change	Persons Killed	% Change
2023	1	--	0	--	0	--
2024	1	0.0%	0	--	0	--
2025	0	-100.0%	0	--	0	--

Primary Causal Factors in Fatal Motor Vehicle Collisions

January - March				YTD			
	2023	2024	2025		2023	2024	2025
Speeding	0	0	0	Speeding	0	0	0
Speeding % Change	--	--	--	Speeding % Change	--	--	--
Distracted	0	0	0	Distracted	0	0	0
Distracted % Change	--	--	--	Distracted % Change	--	--	--
Alcohol/Drugs	0	0	0	Alcohol/Drugs	0	0	0
Alcohol/Drugs % Change	--	--	--	Alcohol/Drugs % Change	--	--	--
Wildlife	0	0	0	Wildlife	0	0	0
Wildlife % Change	--	--	--	Wildlife % Change	--	--	--
NoSeatbelt	0	0	0	NoSeatbeltYTD	0	0	0
NoSeatbelt YoY%	--	--	--	NoSeatbeltYTD YoY%	--	--	--



Data source (Collision Reporting System) date:

01-Apr-2025

Detachment: 2F - KENORA

Location code(s): 2F00 - KENORA

Area(s): 2 - Marine, 2008 - Kenora, 2117 - Rudd Twp (Unorg), 2119 - Unsurveyed W-Keewatin (Unorg), 2120 - Unsurveyed N Twps (Unorg), 2122 - Broderick Twp (Unorg), 2123 - Redditt Twp (Unorg), 2124 - Gidley Twp (Unorg), 2125 - Pellatt Twp (Unorg), 2126 - Pettypiece Twp (Unorg), 2127 - Haycock Twp (Unorg), 2128 - Jackman Twp (Unorg), 2129 - Macnicol Twp (Unorg), 2130 - Tustin Twp (Unorg), 2131 - Bridges Twp (Unorg), 2132 - Coyle Twp (Unorg), 2133 - Desmond Twp (Unorg), 2134 - ...

Data source date:

01-Apr-2025

Report Generated on:

07-Apr-2025 9:04:47 AM

**OPP Detachment Board Report
Records Management System
January - March 2025**

Criminal Code and Provincial Statute Charges Laid

January - March

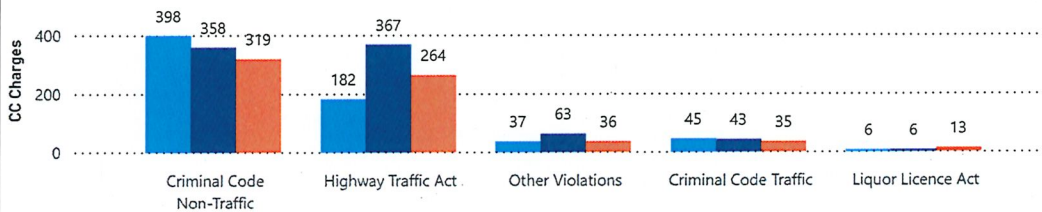
Year	2023		2024		2025	
ChargeCategory1	Offence Count	% Change	Offence Count	% Change	Offence Count	% Change
Criminal Code Non-Traffic	398	25.2%	358	-10.1%	319	-10.9%
Criminal Code Traffic	45	50.0%	43	-4.4%	35	-18.6%
Highway Traffic Act	182	9.0%	367	101.6%	264	-28.1%
Liquor Licence Act	6	50.0%	6	0.0%	13	116.7%
Other Violations	37	-19.6%	63	70.3%	36	-42.9%
Total	668	18.2%	837	25.3%	667	-20.3%

YTD

Year	2023		2024		2025	
ChargeCategory1	Offence Count	% Change	Offence Count	% Change	Offence Count	% Change
Criminal Code Non-Traffic	398	25.2%	358	-10.1%	319	-10.9%
Criminal Code Traffic	45	50.0%	43	-4.4%	35	-18.6%
Highway Traffic Act	182	9.0%	367	101.6%	264	-28.1%
Liquor Licence Act	6	50.0%	6	0.0%	13	116.7%
Other Violations	37	-19.6%	63	70.3%	36	-42.9%
Total	668	18.2%	837	25.3%	667	-20.3%

January - March

Year ● 2023 ● 2024 ● 2025



Traffic Related Charges

January - March

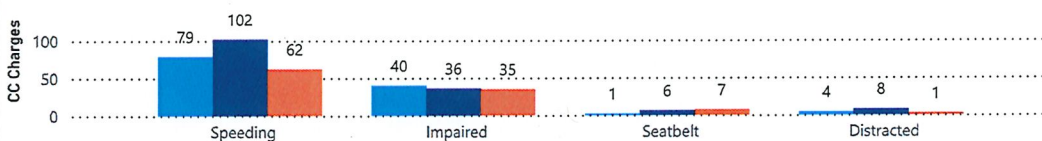
Year	2023		2024		2025	
ChargeCategory2	Offence Count	% Change	Offence Count	% Change	Offence Count	% Change
Speeding	79	-4.8%	102	29.1%	62	-39.2%
Seatbelt	1	0.0%	6	500.0%	7	16.7%
Impaired	40	53.8%	36	-10.0%	35	-2.8%
Distracted	4	--	8	100.0%	1	-87.5%

YTD

Year	2023		2024		2025	
ChargeCategory2	Offence Count	% Change	Offence Count	% Change	Offence Count	% Change
Speeding	79	-4.8%	102	29.1%	62	-39.2%
Seatbelt	1	0.0%	6	500.0%	7	16.7%
Impaired	40	53.8%	36	-10.0%	35	-2.8%
Distracted	4	--	8	100.0%	1	-87.5%

January - March

Year ● 2023 ● 2024 ● 2025



Detachment: 2F - KENORA

Location code(s): 2F00 - KENORA

Area(s): 2 - Marine, 2008 - Kenora, 2117 - Rudd Twp (Unorg), 2119 - Unsurveyed W-Keewatin (Unorg), 2120 - Unsurveyed N Twps (Unorg), 2122 - Broderick Twp (Unorg), 2123 - Redditt Twp (Unorg), 2124 - Gidley Twp (Unorg), 2125 - Pellatt Twp (Unorg), 2126 - Pettypiece Twp (Unorg), 2127 - Haycock Twp (Unorg), 2128 - Jackman Twp (Unorg), 2129 - Macnicol Twp (Unorg), 2130 - Tustin Twp (Unorg), 2131 - Bridges Twp (Unorg), 2132 - Coyle Twp (Unorg), 2133 - Desmond Twp (Unorg), 2134 - ...

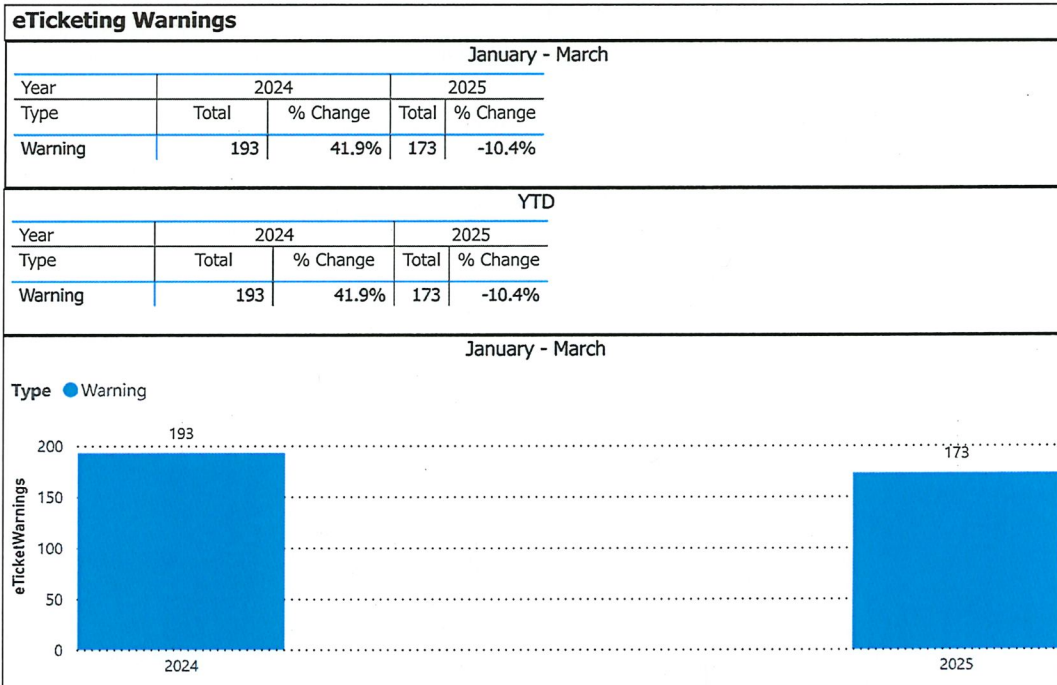
Data source date:

1-Apr-25

Report Generated on:

07-Apr-2025 9:04:47 AM

**OPP Detachment Board Report
Records Management System
January - March 2025**



Note: The eTicketing system was not fully implemented until the end of 2022, therefore data is only available beginning in 2023. % Change in 2023 may appear higher in this report due to the incomplete 2022 data.

Detachment: 2F - KENORA

Location code(s): 2F00 - KENORA

Area(s): 2 - Marine, 2008 - Kenora, 2117 - Rudd Twp (Unorg), 2119 - Unsurveyed W-Keewatin (Unorg), 2120 - Unsurveyed N Twps (Unorg), 2122 - Broderick Twp (Unorg), 2123 - Redditt Twp (Unorg), 2124 - Gidley Twp (Unorg), 2125 - Pellatt Twp (Unorg), 2126 - Pettypiece Twp (Unorg), 2127 - Haycock Twp (Unorg), 2128 - Jackman Twp (Unorg), 2129 - Macnicol Twp (Unorg), 2130 - Tustin Twp (Unorg), 2131 - Bridges Twp (Unorg), 2132 - Coyle Twp (Unorg), 2133 - Desmond Twp (Unorg), 2134 - ...

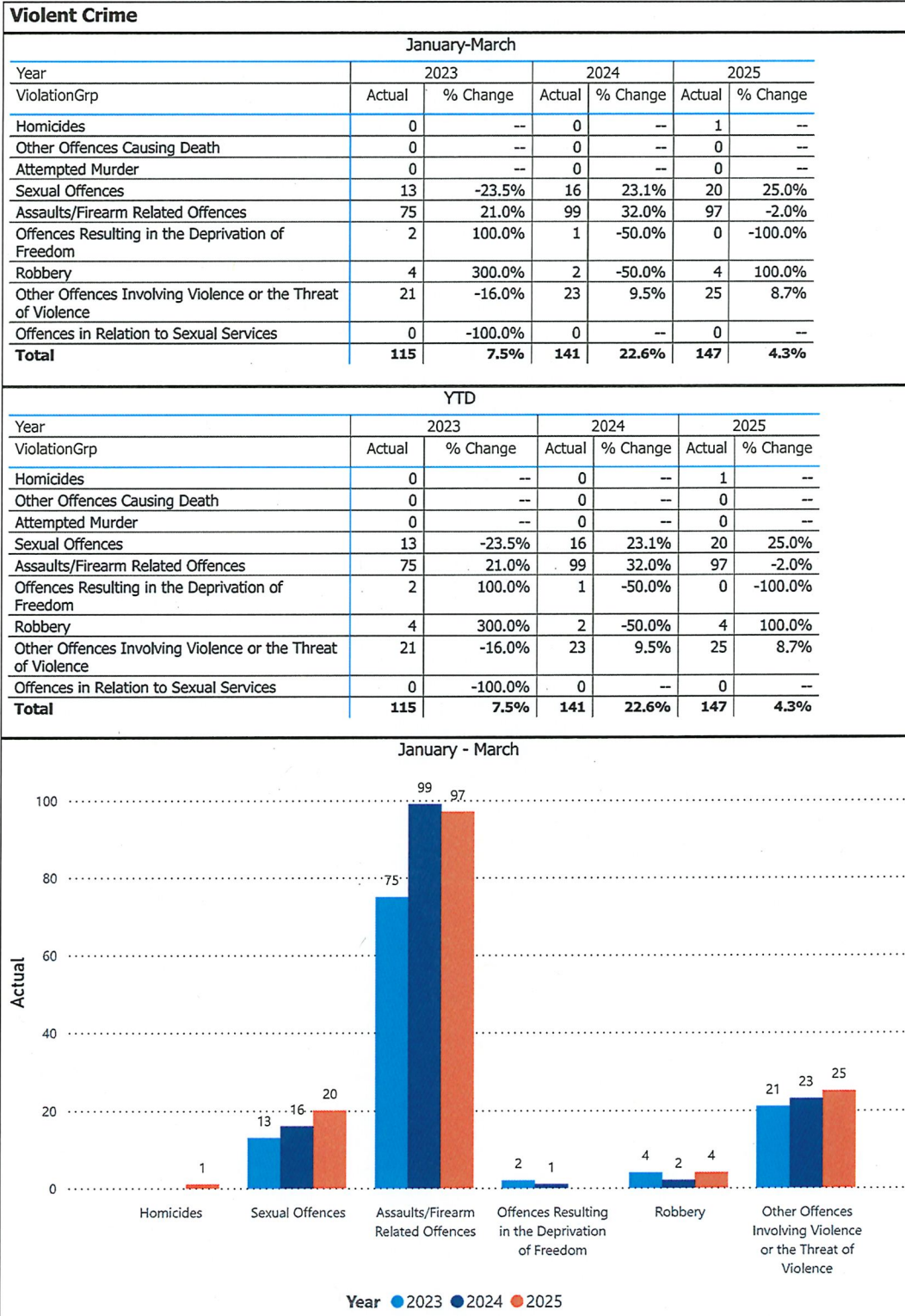
Data source date:

1-Apr-25

Report Generated on:

07-Apr-2025 9:12:39 AM

**OPP Detachment Board Report
Records Management System
January - March 2025**



Detachment: 2F - KENORA

Location code(s): 2F00 - KENORA

Area(s): 2 - Marine, 2008 - Kenora, 2117 - Rudd Twp (Unorg), 2119 - Unsurveyed W-Keewatin (Unorg), 2120 - Unsurveyed N Twps (Unorg), 2122 - Broderick Twp (Unorg), 2123 - Redditt Twp (Unorg), 2124 - Gidley Twp (Unorg), 2125 - Pellatt Twp (Unorg), 2126 - Pettypiece Twp (Unorg), 2127 - Haycock Twp (Unorg), 2128 - Jackman Twp (Unorg), 2129 - Macnicol Twp (Unorg), 2130 - Tustin Twp (Unorg), 2131 - Bridges Twp (Unorg), 2132 - Coyle Twp (Unorg), 2133 - Desmond Twp (Unorg), 2134 - ...

Data source date:

01-Apr-2025

Report Generated on:

07-Apr-2025 9:04:47 AM

**OPP Detachment Board Report
Records Management System
January - March 2025**

Property Crime

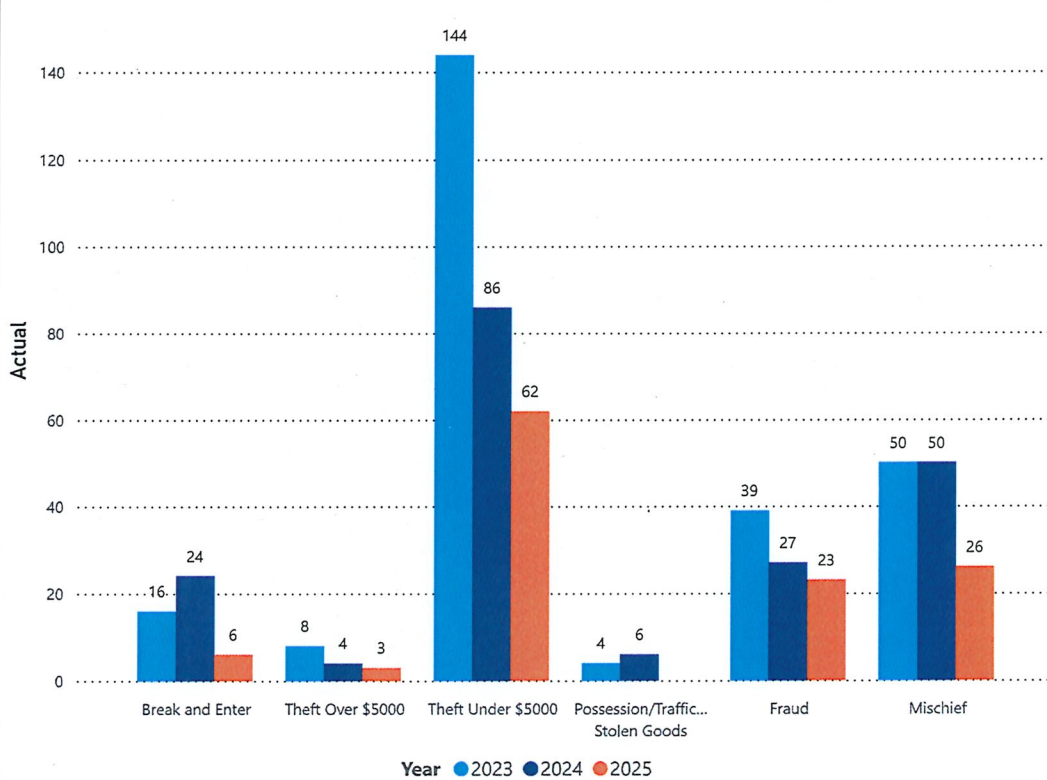
January - March

Year	2023		2024		2025	
ViolationGrp	Actual	% Change	Actual	% Change	Actual	% Change
Arson	0	--	0	--	0	--
Break and Enter	16	-33.3%	24	50.0%	6	-75.0%
Theft Over \$5000	8	-33.3%	4	-50.0%	3	-25.0%
Theft Under \$5000	144	8.3%	86	-40.3%	62	-27.9%
Possession/Trafficking Stolen Goods	4	--	6	50.0%	0	-100.0%
Fraud	39	50.0%	27	-30.8%	23	-14.8%
Mischief	50	-12.3%	50	0.0%	26	-48.0%
Total	261	3.6%	197	-24.5%	120	-39.1%

YTD

Year	2023		2024		2025	
ViolationGrp	Actual	% Change	Actual	% Change	Actual	% Change
Arson	0	--	0	--	0	--
Break and Enter	16	-33.3%	24	50.0%	6	-75.0%
Theft Over \$5000	8	-33.3%	4	-50.0%	3	-25.0%
Theft Under \$5000	144	8.3%	86	-40.3%	62	-27.9%
Possession/Trafficking Stolen Goods	4	--	6	50.0%	0	-100.0%
Fraud	39	50.0%	27	-30.8%	23	-14.8%
Mischief	50	-12.3%	50	0.0%	26	-48.0%
Total	261	3.6%	197	-24.5%	120	-39.1%

January - March



Detachment: 2F - KENORA

Location code(s): 2F00 - KENORA

Area(s): 2 - Marine, 2008 - Kenora, 2117 - Rudd Twp (Unorg), 2119 - Unsurveyed W-Keewatin (Unorg), 2120 - Unsurveyed N Twps (Unorg), 2122 - Broderick Twp (Unorg), 2123 - Redditt Twp (Unorg), 2124 - Gidley Twp (Unorg), 2125 - Pellatt Twp (Unorg), 2126 - Pettypiece Twp (Unorg), 2127 - Haycock Twp (Unorg), 2128 - Jackman Twp (Unorg), 2129 - Macnicol Twp (Unorg), 2130 - Tustin Twp (Unorg), 2131 - Bridges Twp (Unorg), 2132 - Coyle Twp (Unorg), 2133 - Desmond Twp (Unorg), 2134 - ...

Data source date:

01-Apr-2025

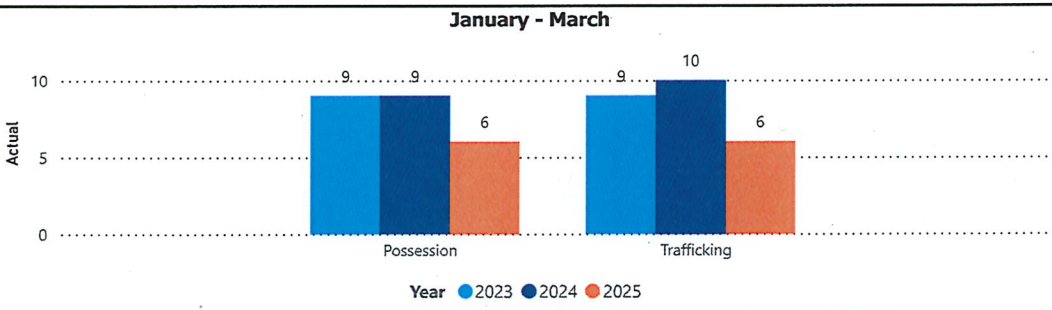
Report Generated on:

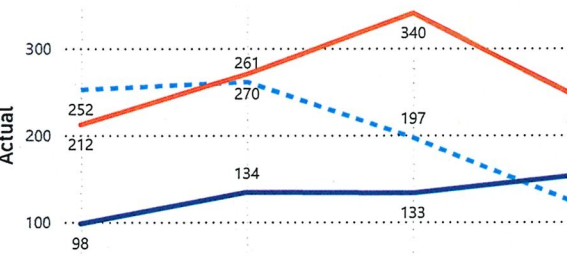
07-Apr-2025 9:04:47 AM

**OPP Detachment Board Report
Records Management System
January - March 2025**

Drug Crime						
January - March						
Year	2023		2024		2025	
ViolationGrp	Actual	% Change	Actual	% Change	Actual	% Change
Possession	9	-18.2%	9	0.0%	6	-33.3%
Trafficking	9	80.0%	10	11.1%	6	-40.0%
Importation & Production	0	--	0	--	0	--
Cannabis Possession	0	--	0	--	0	--
Cannabis Distribution	0	--	0	--	0	--
Cannabis Sale	0	-100.0%	0	--	0	--
Cannabis Importation & Exportation	0	--	0	--	0	--
Cannabis Production	0	--	0	--	0	--
Other Cannabis Violations	0	--	0	--	0	--
Total	18	5.9%	19	5.6%	12	-36.8%

YTD						
Year	2023		2024		2025	
ViolationGrp	Actual	% Change	Actual	% Change	Actual	% Change
Possession	9	-18.2%	9	0.0%	6	-33.3%
Trafficking	9	80.0%	10	11.1%	6	-40.0%
Importation & Production	0	--	0	--	0	--
Cannabis Possession	0	--	0	--	0	--
Cannabis Distribution	0	--	0	--	0	--
Cannabis Sale	0	-100.0%	0	--	0	--
Cannabis Importation & Exportation	0	--	0	--	0	--
Cannabis Production	0	--	0	--	0	--
Other Cannabis Violations	0	--	0	--	0	--
Total	18	5.9%	19	5.6%	12	-36.8%



Top 3 Violation Types		Top 5 Violation Groups					
January - March		January - March					
Actual		ViolationGrp	2022	2023	2024	2025	Total
	252	Provincial Statutes	212	270	340	242	1064
	212	Theft Under \$5000	133	144	86	62	425
		Assaults/Firearm Related Offences	62	75	99	97	333
		Failure to Comply	41	92	81	91	305
		Mischief	57	50	50	26	183
2022							
2023							
2024							
2025							
--- Property — Other — Prov Statutes							

Detachment: 2F - KENORA

Location code(s): 2F00 - KENORA

Area(s): 2 - Marine, 2008 - Kenora, 2117 - Rudd Twp (Unorg), 2119 - Unsurveyed W-Keewatin (Unorg), 2120 - Unsurveyed N Twps (Unorg), 2122 - Broderick Twp (Unorg), 2123 - Redditt Twp (Unorg), 2124 - Gidley Twp (Unorg), 2125 - Pellatt Twp (Unorg), 2126 - Pettypiece Twp (Unorg), 2127 - Haycock Twp (Unorg), 2128 - Jackman Twp (Unorg), 2129 - Macnicol Twp (Unorg), 2130 - Tustin Twp (Unorg), 2131 - Bridges Twp (Unorg), 2132 - Coyle Twp (Unorg), 2133 - Desmond Twp (Unorg), 2134 - ...

Data source date:

01-Apr-2025

Report Generated on:

07-Apr-2025 9:04:47 AM

**OPP Detachment Board Report
Records Management System
January - March 2025**

Other Crime Occurrences

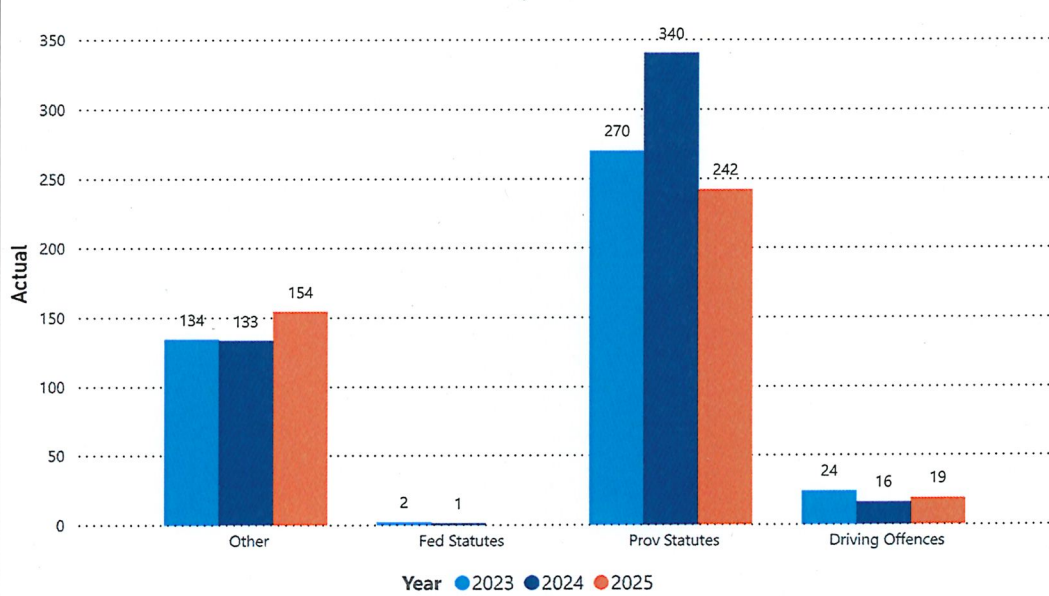
January - March

Year	2023		2024		2025	
Violation_rollup	Actual	% Change	Actual	% Change	Actual	% Change
Other	134	36.7%	133	-0.7%	154	15.8%
Fed Statutes	2	100.0%	1	-50.0%	0	-100.0%
Prov Statutes	270	27.4%	340	25.9%	242	-28.8%
Driving Offences	24	33.3%	16	-33.3%	19	18.8%
Total	430	30.7%	490	14.0%	415	-15.3%

YTD

Year	2023		2024		2025	
Violation_rollup	Actual	% Change	Actual	% Change	Actual	% Change
Other	134	36.7%	133	-0.7%	154	15.8%
Fed Statutes	2	100.0%	1	-50.0%	0	-100.0%
Prov Statutes	270	27.4%	340	25.9%	242	-28.8%
Driving Offences	24	33.3%	16	-33.3%	19	18.8%
Total	430	30.7%	490	14.0%	415	-15.3%

January - March



Detachment: 2F - KENORA

Location code(s): 2F00 - KENORA

Area(s): 2 - Marine, 2008 - Kenora, 2117 - Rudd Twp (Unorg), 2119 - Unsurveyed W-Keewatin (Unorg), 2120 - Unsurveyed N Twps (Unorg), 2122 - Broderick Twp (Unorg), 2123 - Redditt Twp (Unorg), 2124 - Gidley Twp (Unorg), 2125 - Pellatt Twp (Unorg), 2126 - Pettypiece Twp (Unorg), 2127 - Haycock Twp (Unorg), 2128 - Jackman Twp (Unorg), 2129 - Macnicol Twp (Unorg), 2130 - Tustin Twp (Unorg), 2131 - Bridges Twp (Unorg), 2132 - Coyle Twp (Unorg), 2133 - Desmond Twp (Unorg), 2134 - ...

Data source date:

01-Apr-2025

Report Generated on:

07-Apr-2025 9:04:47 AM

**OPP Detachment Board Report
Records Management System
January - March 2025**



Detachment: 2F - KENORA

Location code(s): 2F00 - KENORA

Areas(s): 2 - Marine, 2008 - Kenora, 2117 - Rudd Twp (Unorg), 2119 - Unsurveyed W-Keewatin (Unorg), 2120 - Unsurveyed N Twps (Unorg), 2122 - Broderick Twp (Unorg), 2123 - Redditt Twp (Unorg), 2124 - Gidley Twp (Unorg), 2125 - Pellatt Twp (Unorg), 2126 - Pettypiece Twp (Unorg), 2127 - Haycock Twp (Unorg), 2128 - Jackman Twp (Unorg), 2129 - Macnicol Twp (Unorg), 2130 - Tustin Twp (Unorg), 2131 - Bridges Twp (Unorg), 2132 - Coyle Twp (Unorg), 2133 - Desmond Twp (Unorg), 2134 - ...

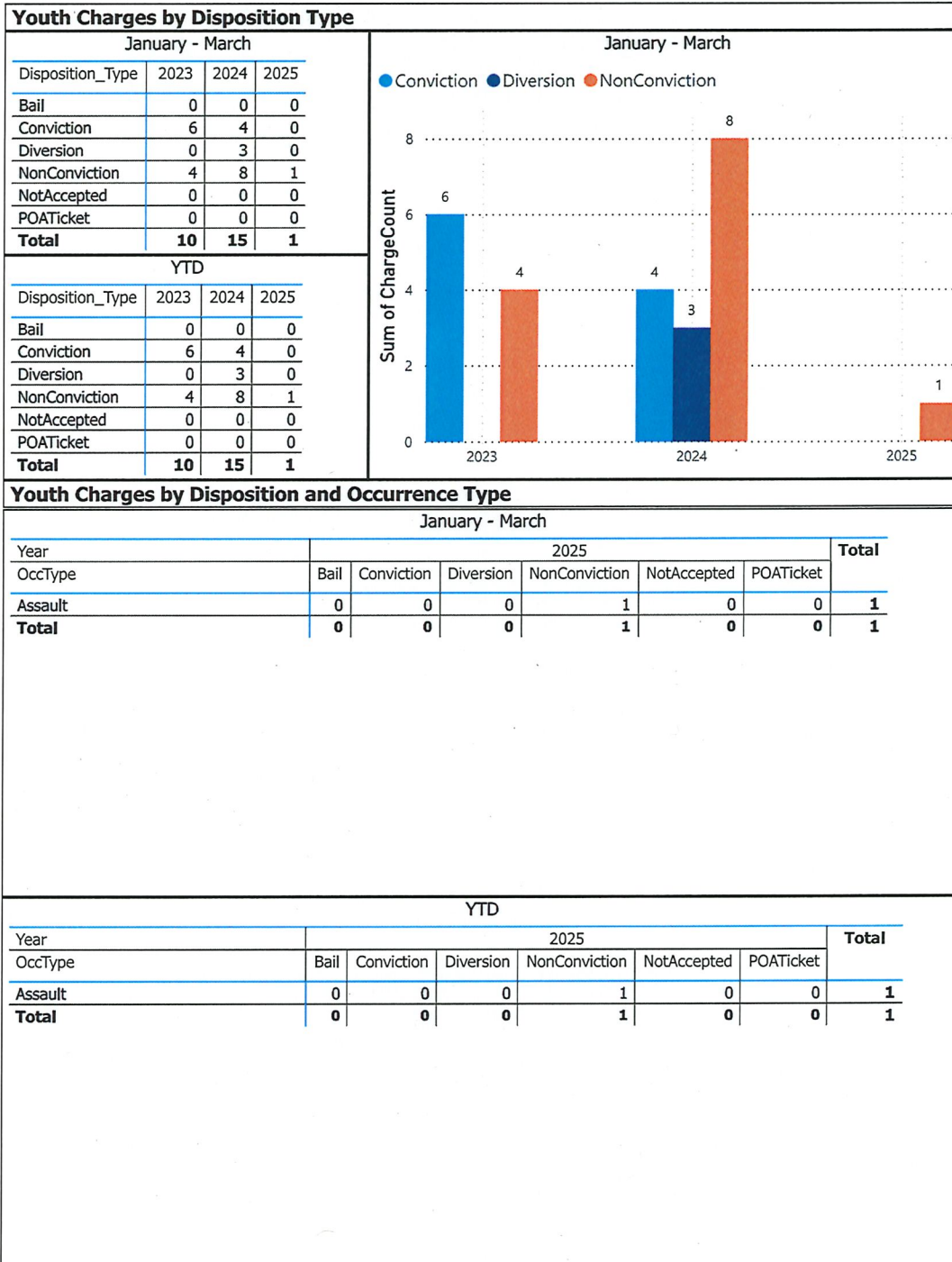
Data source date:

01-Apr-2025

Report Generated on:

07-Apr-2025 9:04:47 AM

**OPP Detachment Board Report
Records Management System
January - March 2025**



The tables and chart on this page present summarized youth charges by disposition and occurrence type that have been recorded in the OPP Niche RMS application. Of note... the Niche data sourced for this report page only lists youth charges that have had a disposition type entered against them. Therefore, please be aware that the counts of youth charges entries on this report page are under stating the potential sum of youth charges that are in OPP Niche RMS.

Detachment: 2F - KENORA

Location code(s): 2F00 - KENORA

Area(s): 2 - Marine, 2008 - Kenora, 2117 - Rudd Twp (Unorg), 2119 - Unsurveyed W-Keewatin (Unorg), 2120 - Unsurveyed N Twps (Unorg), 2122 - Broderick Twp (Unorg), 2123 - Redditt Twp (Unorg), 2124 - Gidley Twp (Unorg), 2125 - Pellatt Twp (Unorg), 2126 - Pettypiece Twp (Unorg), 2127 - Haycock Twp (Unorg), 2128 - Jackman Twp (Unorg), 2129 - Macnicol Twp (Unorg), 2130 - Tustin Twp (Unorg), 2131 - Bridges Twp (Unorg), 2132 - Coyle Twp (Unorg), 2133 - Desmond Twp (Unorg), 2134 - ...

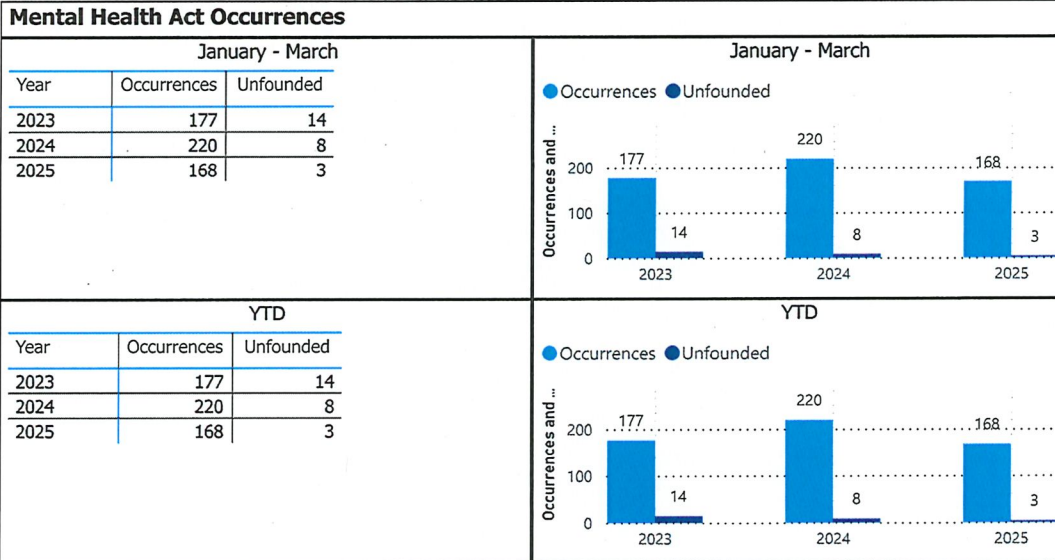
Data source date:

01-Apr-2025

Report Generated on:

07-Apr-2025 9:07:18 AM

**OPP Detachment Board Report
Records Management System
January - March 2025**



Mental Health Act Occurrences by Occurrence Type

January - March		
Year	2025	
OccurrenceType	Occurrences	Unfounded
Assist Other Non Police Agency	2	0
Attempt or threat of suicide	32	1
Intimate Partner Violence	2	0
Landlord tenant problem	1	0
Mental health act	121	1
Noise complaint	1	0
Person Well-Being Check	1	0
Police assistance	2	0
Police information	2	0
Prevent breach of peace	1	0
Sexual assault	1	1
Threats	1	0
Trouble with youth	1	0
Total	168	3

Detachment: 2F - KENORA

Location code(s): 2F00 - KENORA

Area(s): 2 - Marine, 2008 - Kenora, 2117 - Rudd Twp (Unorg), 2119 - Unsurveyed W-Keewatin (Unorg), 2120 - Unsurveyed N Twps (Unorg), 2122 - Broderick Twp (Unorg), 2123 - Redditt Twp (Unorg), 2124 - Gidley Twp (Unorg), 2125 - Pellatt Twp (Unorg), 2126 - Pettypiece Twp (Unorg), 2127 - Haycock Twp (Unorg), 2128 - Jackman Twp (Unorg), 2129 - Macnicol Twp (Unorg), 2130 - Tustin Twp (Unorg), 2131 - Bridges Twp (Unorg), 2132 - Coyle Twp (Unorg), 2133 - Desmond Twp (Unorg), 2134 - ...

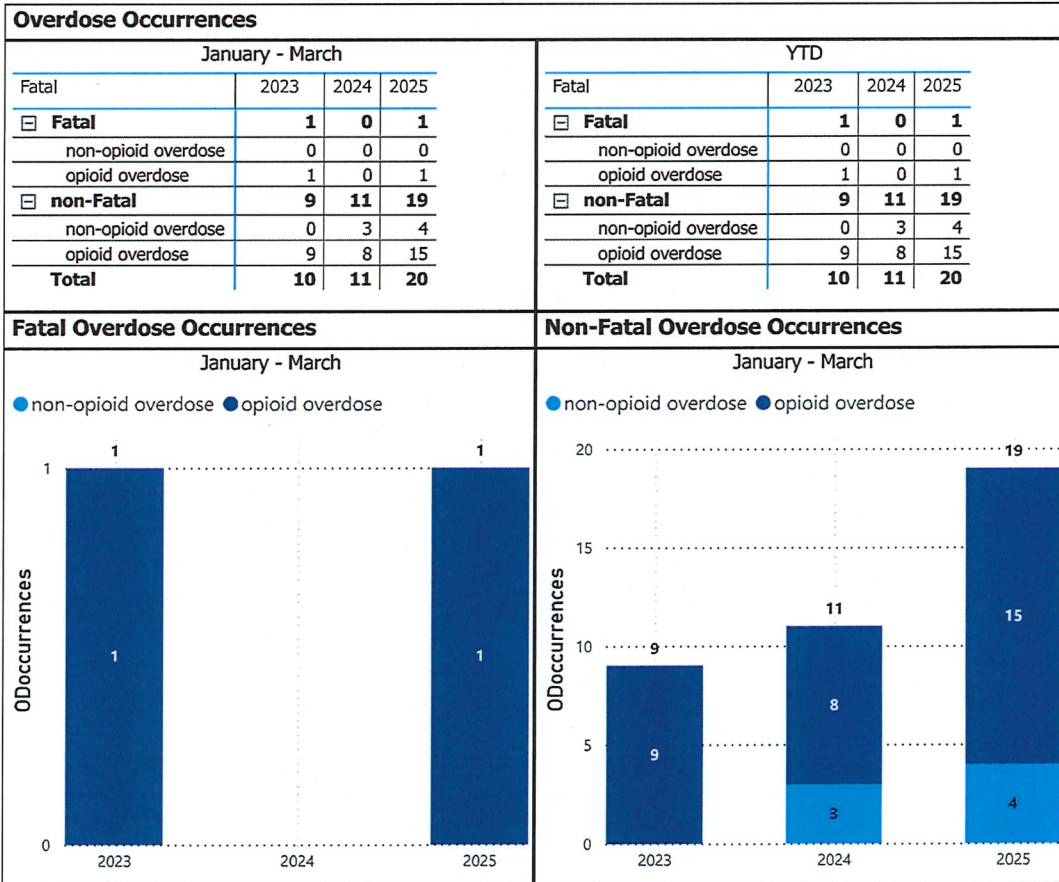
Data source date:

01-Apr-2025

Report Generated on:

07-Apr-2025 9:04:47 AM

**OPP Detachment Board Report
Records Management System
January - March 2025**



Detachment: 2F - KENORA

Location code(s): 2F00 - KENORA

Area(s): 2 - Marine, 2008 - Kenora, 2117 - Rudd Twp (Unorg), 2119 - Unsurveyed W-Keewatin (Unorg), 2120 - Unsurveyed N Twps (Unorg), 2122 - Broderick Twp (Unorg), 2123 - Redditt Twp (Unorg), 2124 - Gidley Twp (Unorg), 2125 - Pellatt Twp (Unorg), 2126 - Pettypiece Twp (Unorg), 2127 - Haycock Twp (Unorg), 2128 - Jackman Twp (Unorg), 2129 - Macnicol Twp (Unorg), 2130 - Tustin Twp (Unorg), 2131 - Bridges Twp (Unorg), 2132 - Coyle Twp (Unorg), 2133 - Desmond Twp (Unorg), 2134 - ...

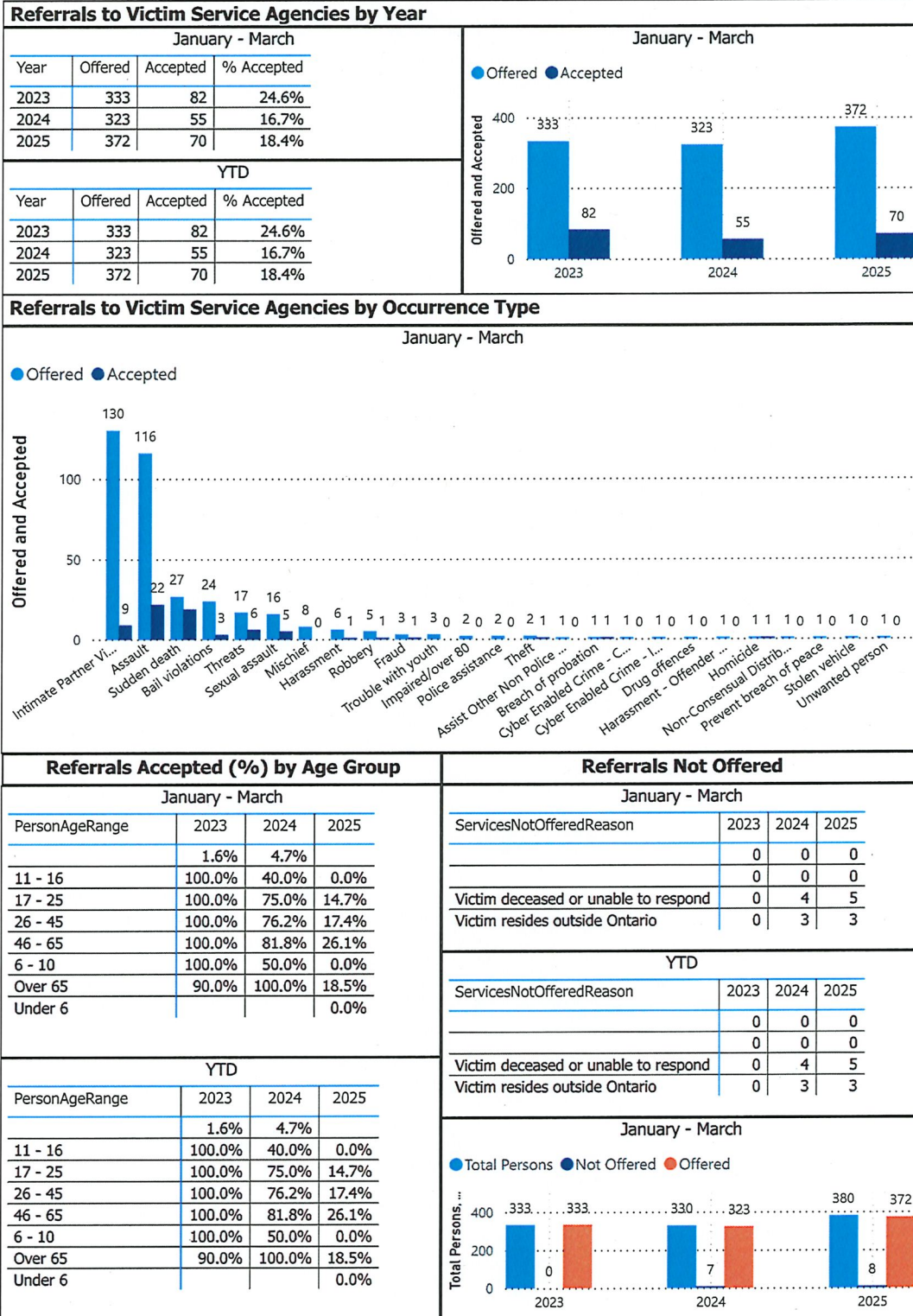
Data source date:

07-Apr-2025

Report Generated on:

07-Apr-2025 11:21:17 AM

**OPP Detachment Board Report
Records Management System
January - March 2025**



Referrals to Victim Service Agencies by Occurrence Type

January - March

Referrals Accepted (%) by Age Group

January - March

PersonAgeRange	2023	2024	2025
	1.6%	4.7%	
11 - 16	100.0%	40.0%	0.0%
17 - 25	100.0%	75.0%	14.7%
26 - 45	100.0%	76.2%	17.4%
46 - 65	100.0%	81.8%	26.1%
6 - 10	100.0%	50.0%	0.0%
Over 65	90.0%	100.0%	18.5%
Under 6			0.0%

YTD

PersonAgeRange	2023	2024	2025
	1.6%	4.7%	
11 - 16	100.0%	40.0%	0.0%
17 - 25	100.0%	75.0%	14.7%
26 - 45	100.0%	76.2%	17.4%
46 - 65	100.0%	81.8%	26.1%
6 - 10	100.0%	50.0%	0.0%
Over 65	90.0%	100.0%	18.5%
Under 6			0.0%

Referrals Not Offered

January - March

ServicesNotOfferedReason	2023	2024	2025
	0	0	0
	0	0	0
Victim deceased or unable to respond	0	4	5
Victim resides outside Ontario	0	3	3

YTD

ServicesNotOfferedReason	2023	2024	2025
	0	0	0
	0	0	0
Victim deceased or unable to respond	0	4	5
Victim resides outside Ontario	0	3	3

January - March

Detachment: 2F - KENORA

Location code(s): 2F00 - KENORA

Area(s): 2 - Marine, 2008 - Kenora, 2117 - Rudd Twp (Unorg), 2119 - Unsurveyed W-Keewatin (Unorg), 2120 - Unsurveyed N Twps (Unorg), 2122 - Broderick Twp (Unorg), 2123 - Redditt Twp (Unorg), 2124 - Gidley Twp (Unorg), 2125 - Pellatt Twp (Unorg), 2126 - Pettypiece Twp (Unorg), 2127 - Haycock Twp (Unorg), 2128 - Jackman Twp (Unorg), 2129 - Macnicol Twp (Unorg), 2130 - Tustin Twp (Unorg), 2131 - Bridges Twp (Unorg), 2132 - Coyle Twp (Unorg), 2133 - Desmond Twp (Unorg), 2134 - ...

Data source date:

01-Apr-2025

Report Generated on:

07-Apr-2025 9:04:47 AM

GL Account *	GL Account Type *	GL Category	2025	2026	2027
2227300-Police Commission Legal		Contract Services	-	-	-
2226040-Police Commission PT Wages	Expenses / Expenditure	Salaries & Benefits	3,375.00	3,375.00	3,375.00
2227500-Police Commission Misc		Training, Memberships &	800.00	800.00	800.00
2227800-Police Commission Subscript & Memberships		Training, Memberships &	1,900.00	2,000.00	2,100.00
2227900-Police Commission Travel & Conference		Training, Memberships &	8,000.00	8,000.00	8,000.00
2227250-Police Commission-Insurance	Expenses / Expenditure	Utilities and Insurance	3,888.00	4,200.00	4,500.00
Data below this row will not be imported.					
Total Annual Budget			17,963.00	18,375.00	18,775.00

Department Actual vs Budget

Department 222 - Police Services Board

Budget Year 2023

Report data returned based on the user's security permissions.

GL Category	GL Account	Budget	Actual	Variance
Revenues				
Appropriations from Reserve				
	2220057-Police Commission Approp Fr Reserves	-	-	-
Total Appropriations from Reserve		-	-	-
Total Revenues		-	-	-
Expenses				
Contract Services				
	2227300-Police Commission Legal	-	-	-
Total Contract Services		-	-	-
Appropriations to Reserve				
	2220097-Police Commission Approp to Reserves	10,000	-	(10,000)
Total Appropriations to Reserve		10,000	-	(10,000)
Salaries & Benefits				
	2226040-Police Commission PT Wages	11,820	10,758	(1,062)
	2226115-Police Commission EHT	199	-	(199)
Total Salaries & Benefits		12,019	10,758	(1,261)
Training, Memberships & Other				
	2227500-Police Commission Misc	800	1,615	815
	2227800-Police Commission Subscript & Memberships	1,050	3,584	2,534
	2227900-Police Commission Travel & Conference	8,300	6,903	(1,397)
Total Training, Memberships & Other		10,150	12,103	1,953
Utilities and Insurance				
	2227250-Police Commission-Insurance	1,859	1,817	(42)
Total Utilities and Insurance		1,859	1,817	(42)
Total Expenses		34,028	24,678	(9,350)
Net Total		(34,028)	(24,678)	9,350

Department Actual vs Budget

Department 222 - Police Services Board

Budget Year 2024

Report data returned based on the user's security permissions.

GL Category	GL Account	Budget	Actual	Variance
Revenues				
Appropriations from Reserve				
	2220057-Police Commission Approp Fr Reserves	-	-	-
Total Appropriations from Reserve		-	-	-
Total Revenues		-	-	-
Expenses				
Appropriations to Reserve				
	2220097-Police Commission Approp to Reserves	10,000	-	(10,000)
Total Appropriations to Reserve		10,000	-	(10,000)
Contract Services				
	2227300-Police Commission Legal	-	-	-
Total Contract Services		-	-	-
Salaries & Benefits				
	2226040-Police Commission PT Wages	10,200	1,955	(8,245)
	2226105-Police Commission CPP	607	-	(607)
	2226110-Police Commission EI	161	-	(161)
	2226115-Police Commission EHT	-	-	-
	2226135-Police Commission WSIB	280	-	(280)
Total Salaries & Benefits		11,249	1,955	(9,294)
Training, Memberships & Other				
	2227500-Police Commission Misc	800	3,600	2,800
	2227800-Police Commission Subscript & Memberships	2,660	3,482	822
	2227900-Police Commission Travel & Conference	6,700	6,492	(208)
Total Training, Memberships & Other		10,160	13,574	3,414
Utilities and Insurance				
	2227250-Police Commission-Insurance	2,169	971	(1,198)
Total Utilities and Insurance		2,169	971	(1,198)
Total Expenses		33,578	16,501	(17,077)
Net Total		(33,578)	(16,501)	17,077